







NASL.2021 V3			National Arena Swimming League																				
  		LEAGUE	Arena League			DIVISION	1			ROUND	1			GALA NUMBER	1								
VENUE		Perdiswell, Worcester																					
Date		09/10/2021																					
License		0																					
LANE		2	LANE		3	LANE		4	LANE		5	LANE		6	LANE		7						
Belper Marlins		WORCESTER				Braunstone A				Abingdon Vale (AVSC)				Solihull Swimming Club				Baldmere A					
PLACE		6		PLACE		2		PLACE		5		PLACE		4		PLACE		3		PLACE		1	
POINTS		126		POINTS		151		POINTS		132		POINTS		138		POINTS		143		POINTS		187	
EVENTS		TIME		PLACE	POINTS	TIME		PLACE	POINTS	TIME		PLACE	POINTS	TIME		PLACE	POINTS	TIME		PLACE	POINTS		
1	Girls	16/Over	200m		2:33.87	3	4	2:38.81	6	1	2:32.03	1	6	2:32.56	2	5	2:38.34	5	2	2:36.22	4	3	
			Individual Medley	Eliza Walker		Grace Ciancio		Harriet Oxley		Ellen Bagley		Neola Thorpe		Niamb Mold									
		Reason for no points																					
2	Boys	16/Over	200m		2:10.74	1	6	2:11.90	2	5	2:31.92	6	1	2:14.93	4	3	2:13.53	3	4	2:15.73	5	2	
			Individual Medley	Liam Dawson		Samuel Hall		Joel Eadie		Logan Bryan		Aidan Mitchell		William Cooper									
		Reason for no points																					
3	Mixed	9/11 Years	4 x 50m Freestyle Relay		2:15.15	1	6	2:19.68	5	2	2:17.05	4	3	2:21.19	6	1	2:15.50	2	5	2:16.42	3	4	
			Reason for no points																				
4	Mixed	13/u	4 x 50m Medley Relay		2:19.73	5	2	2:11.52	2	5	2:17.02	3	4	2:18.75	4	3	2:20.16	6	1	2:05.31	1	6	
			Reason for no points																				
5	Mixed	15/u	4 x 50m Freestyle Relay		1:55.75	6	1	1:53.28	5	2	1:53.24	4	3	1:51.78	3	4	1:51.19	2	5	1:47.29	1	6	
			Reason for no points																				
6	Mixed	16/Over	4 x 50m Medley Relay		1:55.87	2	5	1:55.43	1	6	2:04.08	5	2	0:00.00			2:02.40	4	3	2:00.11	3	4	
			Reason for no points	Satr before signal																			
7	Girls	10/11 Years	50m Backstroke		0:35.12	1	6	0:40.06	4	3	0:40.87	5	2	0:41.87	6	1	0:39.19	3	4	0:37.74	2	5	
			Reason for no points	Emma Jane Rantzen Julia Wolaska-Bailey Florence Senior Sophie Yang Kiera Hull Eden Hickinbottom																			
8	Boys	10/11 Years	50m Backstroke		0:38.72	2	5	0:38.82	3	4	0:37.76	1	6	0:41.88	6	1	0:41.47	4	3	0:41.62	5	2	
			Reason for no points	Cole Burke Charlie Owen Will Oxley Satoshi Bagge James Walton Daniel Hill																			
9	Girls	13/u	100m Breaststroke		1:33.78	6	1	1:20.50	2	5	1:21.13	3	4	1:22.25	4	3	1:26.44	5	2	1:17.37	1	6	
			Reason for no points	Lotta Perry-Taylor Grace Ryder Darcie Platts Elena Blake Ayla Goucher Maryse Magnee																			
10	Boys	13/u	100m Breaststroke		1:27.84	5	2	1:26.76	3	4	1:38.87	6	1	1:26.13	2	5	1:27.78	4	3	1:13.90	1	6	
			Reason for no points	Zac Drayson Joshua Round Oliver Ashman Gabriel Wornham James Inshaw William Tonks																			
11	Girls	15/u	100m Backstroke		1:13.45	5	2	1:12.71	3	4	1:11.31	2	5	1:07.50	1	6	1:14.21	6	1	1:13.37	4	3	
			Reason for no points	Chloe Outram Grace Earp Alexia Kowal Amber Freeman Gerogina Griffin Eleanor Bevan																			
12	Boys	15/u	100m Backstroke		1:15.45	6	1	1:04.55	2	5	1:11.66	4	3	1:12.07	5	2	1:07.34	3	4	1:02.56	1	6	
			Reason for no points	Harry Maskrey Ben Gooch Joe Dayman Adrien Storck-Wilhidal Isaac Walton Jude Denning																			
13	Girls	16/Over	100m Butterfly		1:10.84	5	2	1:06.84	1	6	1:10.33	4	3	1:09.81	3	4	1:08.88	2	5	0:00.00			
			Reason for no points	Eliza Walker Gabriella Barry Mia Strange Phoebe Paul Neola Thorpe Caitlyn Ralph																			
14	Girls	16/Over	100m Butterfly		0:58.11	1	6	0:59.80	3	4	1:03.21	6	1	0:58.18	2	5	1:00.07	5	2	0:59.81	4	3	
			Reason for no points	Sam Brookes Samuel Hall Jacob Henson Sebastian Rawes Harry Franklin Noah Southgate																			
15	Girls	10/11 Years	50m Butterfly		0:00.00			0:39.31	3	4	0:48.76	5	2	0:39.32	4	3	0:34.78	1	6	0:38.56	2	5	
			Reason for no points	Freya Marshall Prudence Goodison Hollie Cowles Shania Mbazira Laura Tuan-Mu Eden Hickinbottom																			
16	Boys	10/11 Years	50m Butterfly		0:46.27	6	1	0:38.63	2	5	0:37.39	1	6	0:39.50	3	4	0:39.75	4	3	0:40.40	5	2	
			Reason for no points	Toby Drayson Toby Pugh Oliver Ashman Leone Bandini Kacper Scibski Daniel Hill																			
17	Girls	13/u	100m Backstroke		1:25.87	6	1	1:11.34	1	6	1:12.07	2	5	1:18.44	4	3	1:22.44	5	2	1:12.93	3	4	
			Reason for no points	Lotta Perry-Taylor Asha Mahanta Darcie Platts Zofia Conway Ayla Goucher Maryse Magnee																			
18	Boys	13/u	100m Backstroke		0:00.00			1:13.05	2	5	1:22.47	5	2	1:18.07	3	4	1:19.47	4	3	1:11.18	1	6	
			Reason for no points	Saul Moakes Jacob Cutler Will Oxley Gabriel Wornham Theo Bramwell Jake Dark																			
19	Girls	15/u	100m Butterfly		1:19.05	6	1	1:14.32	4	3	1:11.86	2	5	1:11.94	3	4	1:17.09	5	2	1:11.79	1	6	
			Reason for no points	Olivia Marshall Amelle Forsyth-Ball Alexia Kowal Bethan Lillistone Charlotte Inshaw Eleanor Bevan																			
20	Boys	15/u	100m Butterfly		1:20.34	6	1	1:07.81	3	4	1:06.58	2	5	1:10.19	5	2	1:09.31	4	3	1:03.14	1	6	
			Reason for no points	Jenson Brough Ben Gooch Joe Dayman Edgar Stepiuk Nathan Ng Jude Denning																			
21	Girls	16/Over	100m Backstroke		1:08.61	3	4	1:09.44	5	2	1:13.22	6	1	1:08.20	2	5	1:06.00	1	6	1:09.13	4	3	
			Reason for no points	Isabel Purgavie Madeleine Fox-Haskins Harriet Oxley Maddison Langley Ella Homan Abbie Arthur																			

NASL.2021 V3			National Arena Swimming League																							
  			LEAGUE	Arena League			DIVISION	1			ROUND	1			GALA NUMBER	1										
VENUE			Perdiswell, Worcester										Date	09/10/2021			License	0								
LANE			2	LANE			3	LANE			4	LANE			5	LANE			6	LANE			7			
Belper Marlins			WORCESTER			Braunstone A			Abingdon Vale (AVSC)			Solihull Swimming Club			Boldmere A											
DEFAULT POINTS TOTALS			DO NOT CHANGE THESE FIGURES																							
OVERALL POINTS TOTAL			PLACE	6			PLACE	2			PLACE	5			PLACE	4			PLACE	3			PLACE	1		
8 LANE 1050 5 LANE 760			POINTS	126			POINTS	151			POINTS	132			POINTS	138			POINTS	143			POINTS	187		
22	Boys	16/Over	100m Backstroke	1:02.84	2	5	1:03.72	3	4	1:08.38	5	2	1:01.12	1	6	1:04.40	4	3	0:00.00							
			Reason for no points	William Brookes Edward Cox Oliver Oxley Sebastian Rawes Owen Perkins Jamie Dark																						
23	Girls	10/11 Years	50m Breaststroke	0:49.50	6	1	0:47.15	4	3	0:48.03	5	2	0:46.19	3	4	0:45.56	2	5	0:40.63	1	6					
			Reason for no points	Freya Marshall Prudence Goodison Florence Senior Sophie Yang Kiera Hull Amber Partridge																						
24	Boys	10/11 Years	50m Breaststroke	0:43.13	1	6	0:49.20	5	2	0:46.22	3	4	0:49.75	6	1	0:45.66	2	5	0:48.10	4	3					
			Reason for no points	Eden Saint Edward Richardson Oliver Ashman Leo He Jayden Nicklin Archie Drury-Tew																						
25	Girls	13/u	100m Butterfly	1:19.68	5	2	1:15.14	3	4	1:10.59	1	6	1:17.19	4	3	1:23.88	6	1	1:14.29	2	5					
			Reason for no points	Jenna Bevan Francesca Barry Alyssa Lo Elena Blake Macy Ranson Gracie Smith																						
26	Boys	13/u	100m Butterfly	1:15.84	5	2	1:15.36	3	4	1:15.52	4	3	1:23.87	6	1	1:11.43	2	5	1:04.79	1	6					
			Reason for no points	Oliver Henshaw Jacob Cutler Harvey Brind Alfie Ambler Joseph Box Hugh Mason-Williams																						
27	Girls	15/u	100m Freestyle	1:03.00	4	3	1:05.71	5	2	1:07.59	6	1	1:02.31	3	4	0:59.88	1	6	1:01.47	2	5					
			Reason for no points	Heather Watson Amelle Fox-Haskins Poppy Scotchbrook Amber Freeman Ella Homan Connie Palmer																						
28	Boys	15/u	100m Freestyle	1:03.22	5	2	1:03.43	6	1	0:59.35	4	3	0:56.63	2	5	0:56.94	3	4	0:55.68	1	6					
			Reason for no points	Harry Maskrey Henry Hoare Oliver Oxley Edgar Stepluk Max Hitchman Jack Atkins																						
29	Girls	16/Over	100m Breaststroke	1:20.60	5	2	1:19.99	4	3	1:17.66	2	5	1:16.43	1	6	1:20.82	6	1	1:18.51	3	4					
			Reason for no points	Megan Oram Emily Clacher Mia Strange Ellen Bagley Emily Gordon Niamh Mold																						
30	Boys	16/Over	100m Breaststroke	1:06.41	2	5	1:07.57	3	4	1:14.58	6	1	1:05.16	1	6	1:11.22	5	2	1:10.78	4	3					
			Reason for no points	Sam Brookes Harvey Lloyd Joel Eadie Logan Bryan Tom Garner Jamie Dark																						
31	Girls	10/11 Years	50m Freestyle	0:31.25	1	6	0:34.14	5	2	0:37.47	6	1	0:33.44	4	3	0:32.62	2	5	0:33.28	3	4					
			Reason for no points	Emma Jane Rantzen Julia Wolka-Bailey Hollie Cowles Shania Mbazira Laura Tuan-Mu Freya Richardson																						
32	Boys	10/11 Years	50m Freestyle	0:32.84	2	5	0:33.23	3	4	0:31.91	1	6	0:35.36	6	1	0:33.62	4	3	0:34.95	5	2					
			Reason for no points	Eden Saint Charlie Owen Will Oxley Leone Bandini Jacob Ranson Archie Drury-Tew																						
33	Girls	13/u	100m Freestyle	1:07.00	3	4	1:07.39	4	3	1:03.25	2	5	1:08.13	6	1	1:08.10	5	2	1:03.21	1	6					
			Reason for no points	Jenna Bevan Francesca Barry Alyssa Lo Zofia Conway Macy Ranson Ruby Chudleigh																						
34	Boys	13/u	100m Freestyle	1:07.00	4	3	1:15.73	6	1	1:06.13	3	4	1:12.63	5	2	1:05.06	2	5	1:00.90	1	6					
			Reason for no points	Oliver Henshaw William Colville Harvey Brind Alfie Ambler Joseph Box Hugh Mason-Williams																						
35	Girls	15/u	100m Breaststroke	1:20.94	3	4	1:18.25	2	5	1:24.51	5	2	1:20.97	4	3	1:26.81	6	1	1:17.96	1	6					
			Reason for no points	Megan Oram Grace Earp Madeleine Platt Bethan Lillstone Megan Nicklin Maryse Magnee																						
36	Boys	15/u	100m Breaststroke	1:28.78	6	1	1:17.14	5	2	1:14.62	2	5	1:15.69	4	3	1:14.72	3	4	1:14.43	1	6					
			Reason for no points	Zac Drayson William Thomas Oliver Oxley Adrien Storck-Wilhidal Max Hitchman William Tonks																						
37	Girls	16/Over	100m Freestyle	1:04.63	6	1	1:03.55	5	2	1:03.00	4	3	1:02.56	3	4	0:59.91	1	6	1:01.90	2	5					
			Reason for no points	Tegan Hulme Charlotte Hall Harriet Oxley Maddison Langley Ella Homan Connie Palmer																						
38	Boys	16/Over	100m Freestyle	0:52.86	1	6	0:54.83	4	3	0:57.95	6	1	0:54.47	3	4	0:54.91	5	2	0:53.00	2	5					
			Reason for no points	Liam Dawson William Gearey Jacob Henson Joseph Bradshaw Aidan Mitchell William Cooper																						
39	Mixed	9/11 Years	4 x 50m Medley Relay	2:38.59	3	4	2:39.38	4	3	2:45.45	5	2	2:45.56	6	1	2:33.84	1	6	2:37.68	2	5					
			Reason for no points																							
0	Mixed	13/u	4 x 50m Freestyle Relay	2:03.58	3	4	2:03.07	2	5	2:04.13	5	2	2:04.16	6	1	2:03.59	4	3	1:56.78	1	6					
			Reason for no points																							
41	Mixed	15/u	4 x 50m Medley Relay	2:14.97	6	1	2:05.06	3	4	2:08.57	4	3	2:04.93	2	5	2:09.75	5	2	2:03.41	1	6					
			Reason for no points																							
2	Mixed	16/Over	6 x 50m Freestyle Relay	1:47.40	5	2	1:45.58	2	5	1:52.48	6	1	1:44.44	1	6	1:46.85	4	3	1:45.59	3	4					
			Reason for no points																							