



## National Arena Swimming League

League		London		Division		Premier		Round		3		Gala Number		2																
Venue		Hertfordshire Sports Village												Date		08/12/2018		License number		2ER182091										
LANE		LANE		LANE		LANE		LANE		LANE		LANE		LANE		LANE														
Shiverers SC		ROMFORD TOWN		Harlow Pen		COLCHESTER		Bishop Stort		Chelsea & Westminster SC		Enfield Sq		Leander																
PLACE		PLACE		PLACE		PLACE		PLACE		PLACE		PLACE		PLACE		PLACE														
7		3		6		1		4		2		5		8																
POINTS		POINTS		POINTS		POINTS		POINTS		POINTS		POINTS		POINTS		POINTS														
180		245		199		270		233		267		214		173																
EVENTS		TIME		PLACE		POINTS		TIME		PLACE		POINTS		TIME		PLACE		POINTS												
1	Ladies	Open	200m		2:31.31	7	2	2:25.99	3	6	2:26.39	5	4	2:26.27	4	5	2:22.32	2	7	2:30.53	6	3	2:22.11	1	8	2:44.97	8	1		
			Individual Medley		Rebecca South		Amelia Moule		Carys Brealey		Elinor Duley		Millie Fields		Lavinia Ricca		Megan Molloy		Anna Gesini											
			Reason for no points																											
2	Mens	Open	200m		2:12.27	2	7	2:13.12	4	5	2:21.03	7	2	2:17.29	6	3	2:15.53	5	4	2:10.97	1	8	2:12.40	3	6	2:26.34	8	1		
			Individual Medley		Elijah Kendrick		Daniel Gencas		Ralph Davies		Thomas Grieve		Nicholas Botha		Riess Ormonde-Cunningham		Josh Kirlaw		James Gastaldello											
			Reason for no points																											
3	Girls	9 /11 Years	4 x 50m Freestyle Relay		2:19.91	7	2	2:10.37	2	7	2:19.55	6	3	2:16.59	5	4	2:14.32	3	6	2:09.98	1	8	2:30.71	8	1	2:16.05	4	5		
			Reason for no points																											
4	Boys	9 /11 Years	4 x 50m Freestyle Relay		2:18.52	5	4	2:19.39	6	3	2:13.84	2	7	2:16.51	3	6	2:24.82	7	2	2:18.14	4	5	2:30.48	8	1	2:09.92	1	8		
			Reason for no points																											
5	Girls	13/u	4 x 50m Medley Relay		2:18.38	5	4	2:17.28	4	5	2:25.15	8	1	2:21.49	7	2	2:16.31	2	7	2:10.86	1	8	2:20.43	6	3	2:17.17	3	6		
			Reason for no points																											
6	Boys	13/u	4 x 50m Medley Relay		2:08.90	3	6	2:20.20	6	3	2:17.61	4	5	2:00.10	1	8	2:23.82	7	2	2:05.19	2	7	2:19.41	5	4	2:23.83	8	1		
			Reason for no points																											
7	Girls	15/u	4 x 50m Freestyle Relay		2:00.58	7	2	1:55.34	3	6	1:59.09	6	3	1:53.18	2	7	2:02.49	8	1	1:57.86	4	5	1:51.84	1	8	1:58.78	5	4		
			Reason for no points																											
8	Boys	15/u	4 x 50m Freestyle Relay		1:50.95	8	1	1:46.19	5	4	1:44.16	1	8	1:48.19	6	3	1:44.53	2	7	1:44.70	3	6	1:45.25	4	5	1:50.83	7	2		
			Reason for no points																											
9	Ladies	Open	4 x 50m Medley Relay		2:11.79	8	1	2:05.23	4	5	2:05.93	6	3	2:02.76	2	7	2:04.98	3	6	2:10.23	7	2	2:00.97	1	8	2:05.90	5	4		
			Reason for no points																											
10	Mens	Open	4 x 50m Medley Relay		2:04.69	8	1	1:55.29	5	4	1:55.84	6	3	1:54.23	4	5	1:50.16	2	7	1:53.24	3	6	1:49.69	1	8	1:56.73	7	2		
			Reason for no points																											
11	Girls	10/11 Years	50m Backstroke		0:41.20	7	2	0:38.35	5	4	0:37.78	3	6	0:37.10	2	7	0:38.98	6	3	0:35.91	1	8	0:42.26	8	1	0:38.25	4	5		
			Amarys Hilker		Ella Kilby		Brianna Hansen-Hoare		Olivia Cartwright		Ellen Millar-Bond		Veronica Venuti		Jessica Tyner		Matilda Chisholm													
			Reason for no points																											
12	Boys	10/11 Years	50m Backstroke		0:38.93	4	5	0:34.68	2	7	0:00.00			0:39.69	5	4	0:41.54	6	3	0:36.88	3	6	0:44.83	7	2	0:34.46	1	8		
			Eli Wolfe-Naughton		Raheel Mahmood		Kevin Moldovan		Jack McCarthy		Jacob Hayes		Joseph Lyon		Suryansh Sarangi		Alderik Leleu													
			Reason for no points				6.4																							
13	Girls	13/U	100m Breaststroke		1:28.66	8	1	1:28.08	6	3	1:25.37	2	7	1:26.94	3	6	1:27.09	4	5	1:20.81	1	8	1:27.87	5	4	1:28.43	7	2		
			Alice Griffiths		Emilia Jopson		Misty Eren		Molly Grieve		Lauren Gore		Agnes Van Lanschoot		Megan Farthing		Isabelle Regis													
14	Boys	13/U	100m Breaststroke		1:18.32	4	5	1:21.10	6	3	1:20.55	5	4	1:11.73	1	8	1:15.01	3	6	1:13.14	2	7	1:24.22	7	2	1:35.79	8	1		
			Nils Lejins		Connor McCarthy		Ben Stringer		Alfie Francis		James Gisborne		Edward Whittles		Mark Prenga		Oliver Veras-Brown													
15	Girls	15/U	100m Backstroke		1:10.71	6	3	1:08.41	4	5	1:07.90	3	6	1:04.56	1	8	0:00.00			1:12.03	7	2	1:07.60	2	7	1:09.03	5	4		
			Rebecca South		Amelia Moule		Carys Brealey		Aema Parker		Sally Hull		Madalena Whittles		Lucinda Andrews		Kiera Mearle													
16	Boys	15/U	100m Backstroke		1:08.57	6	3	1:03.24	2	7	1:06.23	3	6	1:06.44	5	4	0:59.65	1	8	1:06.34	4	5	0:00.00			0:00.00				
			Eoghan Cannon		Daniel Gencas		Tyler Jackson		Naythan Aug		Alexander Catton		Herbert Bingham		Joe Overton		Cosmo Freeland													
17	Ladies	Open	100m Butterfly		1:10.34	7	2	1:09.06	6	3	1:02.82	1	8	1:04.20	2	7	1:08.28	4	5	1:12.89	8	1	1:08.30	5	4	1:04.98	3	6		
			Eve Hull		Emily Milton		Georgina Pryor		Elinor Duley		Nellie Eastland		Lauren Shaffer		Natasha Tan		Kirsten Harvie													
18	Mens	Open	100m Butterfly		1:14.85	8	1	1:03.52	5	4	1:01.52	4	5	1:06.42	7	2	0:58.66	2	7	1:05.57	6	3	0:57.89	1	8	1:01.14	3	6		
			Solomon Kendrick		Jack Ayling		Mason Arnold		Jamie Coles		Elliott Iacono		William Rudd		Josh Kirlaw		Jack Aeron Thomas													
19	Girls	10/11 Years	50m Butterfly		0:38.58	6	3	0:35.64	2	7	0:39.52	7	2	0:36.95	4	5	0:37.38	5	4	0:36.03	3	6	0:39.73	8	1	0:35.40	1	8		
			Ellis Bromfield		Sophia Moule		Lilly-Mae Kibbey		Hannah Karlson		Alice Longman		Victoria Bunimovich		Jessica Tyner		Matilda Chisholm													
20	Boys	10/11 Years	50m Butterfly		0:39.62	5	4	0:33.09	1	8	0:37.06	3	6	0:33.66	2	7	0:39.84	6	3	0:38.13	4	5	0:00.00			0:00.00				
			Zachary Hootman		Raheel Mahmood		Kevin Moldovan		Zak Troman		George Taylor		Aslan Eler		Ethan Morgan															
21	Girls	13/u	100m Backstroke		1:12.64	3	6	1:10.77	1	8	1:21.57	7	2	1:17.24	6	3	0:00.00			1:11.47	2	7	1:16.23	5	4	1:14.84	4	5		
			Rania Khalouqi		Victoria Dreleva		Grace Lamprell		Keziah Cornish		Kaia Phillips		Lavinia Ricca		Freya Nice		Maisie Waddup													
			100m Backstroke		1:09.17	1	8	1:17.75	5	4	1:14.09	3	6	1:11.10	2	7	1:28.87	7	2	0:00.00			1:15.33	4	5	1:17.84	6	3		

DEFAULT POINTS TOTALS  
 8 LANE 1800  
 7 LANE 1400




OVERALL POINTS TOTAL  
**1781**

DOE, TEE ETC WILL CHANGE THESE FIGURES



## National Arena Swimming League

League		London		Division		Premier		Round		3		Gala Number		2														
Venue		Hertfordshire Sports Village												Date		08/12/2018		License number		2ER182091								
LANE		LANE		LANE		LANE		LANE		LANE		LANE		LANE		LANE												
Shiverers SC		ROMFORD TOWN		Harlow Pen		COLCHESTER		Bishop Stort		Chelsea & Westminster SC		Enfield Sq		Leander														
PLACE		PLACE		PLACE		PLACE		PLACE		PLACE		PLACE		PLACE		PLACE												
7		3		6		1		4		2		5		8														
POINTS		POINTS		POINTS		POINTS		POINTS		POINTS		POINTS		POINTS		POINTS												
180		245		199		270		233		267		214		173														
EVENTS		TIME		PLACE		POINTS		TIME		PLACE		POINTS		TIME		PLACE		POINTS										
22	Boys	13/u	Reason for no points		James Renshaw	Mark Rigo	Max Arnold	Daniel Himsworth	David Badcock	Adrien Durantel	Sami Khadraoui	Alderic Leleu																
23	Girls	15/u	Reason for no points																									
23	Girls	15/u	100m Butterfly		1:09.93	3	6	1:11.21	4	5	1:14.97	8	1	1:07.89	1	8	1:12.40	5	4	1:09.34	2	7	1:13.58	6	3	1:14.57	7	2
			Reason for no points																									
24	Boys	15/u	100m Butterfly		1:01.37	3	6	1:06.14	7	2	1:02.51	4	5	1:03.57	5	4	1:00.84	2	7	1:05.66	6	3	1:00.07	1	8	1:12.75	8	1
			Reason for no points																									
25	Ladies	Open	100m Backstroke		1:12.90	7	2	1:11.64	6	3	1:04.66	2	7	1:04.40	1	8	1:05.00	3	6	1:09.30	5	4	1:07.27	4	5	0:00.00		
			Reason for no points																									
26	Mens	Open	100m Backstroke		1:00.92	3	6	1:04.34	5	4	1:01.95	4	5	1:06.10	6	3	0:59.68	1	8	1:06.38	7	2	0:59.90	2	7	1:07.84	8	1
			Reason for no points																									
27	Girls	10/11 Years	50m Breaststroke		0:44.25	7	2	0:40.25	1	8	0:44.69	8	1	0:40.82	2	7	0:43.02	5	4	0:42.53	4	5	0:44.11	6	3	0:41.39	3	6
			Reason for no points																									
28	Boys	10/11 Years	50m Breaststroke		0:45.09	3	6	0:51.76	7	2	0:00.00			0:40.37	1	8	0:48.00	6	3	0:46.86	5	4	0:46.60	4	5	0:41.65	2	7
			Reason for no points																									
29	Girls	13/u	100m Butterfly		1:19.10	6	3	1:14.17	3	6	1:26.36	7	2	1:15.10	4	5	1:25.76	8	1	1:09.27	1	8	1:17.67	5	4	1:14.01	2	7
			Reason for no points																									
30	Boys	13/u	100m Butterfly		1:10.63	4	5	1:10.33	3	6	1:18.87	6	3	1:04.48	1	8	1:30.14	8	1	1:07.59	2	7	1:18.99	7	2	1:14.97	5	4
			Reason for no points																									
31	Girls	15/u	100m Freestyle		1:01.51	5	4	1:01.12	4	5	1:00.23	3	6	1:00.09	2	7	0:58.58	1	8	1:02.77	7	2	1:02.00	6	3	1:04.24	8	1
			Reason for no points																									
32	Boys	15/u	100m Freestyle		1:01.33	7	2	0:54.17	1	8	0:56.59	3	6	0:58.57	5	4	0:56.82	4	5	0:56.21	2	7	0:59.09	6	3	0:00.00		
			Reason for no points																									
33	Ladies	Open	100m Breaststroke		1:21.19	6	3	1:14.38	1	8	1:22.67	8	1	1:20.35	3	6	1:21.06	4	5	1:21.18	5	4	1:15.76	2	7	1:22.31	7	2
			Reason for no points																									
34	Mens	Open	100m Breaststroke		1:12.97	6	3	1:14.55	7	2	1:11.99	5	4	1:16.15	8	1	1:10.48	3	6	1:06.20	1	8	1:08.47	2	7	1:11.98	4	5
			Reason for no points																									
35	Girls	10/11 Years	50m Freestyle		0:32.37	3	6	0:31.29	1	8	0:34.13	7	2	0:34.04	6	3	0:33.45	5	4	0:31.85	2	7	0:34.34	8	1	0:32.48	4	5
			Reason for no points																									
36	Boys	10/11 Years	50m Freestyle		0:34.07	3	6	0:36.21	7	2	0:31.93	2	7	0:34.49	5	4	0:34.19	4	5	0:34.68	6	3	0:38.06	8	1	0:30.65	1	8
			Reason for no points																									
37	Girls	13/u	100m Freestyle		1:02.78	3	6	1:02.62	1	8	1:09.32	8	1	1:06.61	5	4	1:02.64	2	7	1:06.28	4	5	1:08.21	7	2	1:08.20	6	3
			Reason for no points																									
38	Boys	13/u	100m Freestyle		1:01.48	4	5	1:08.68	8	1	1:04.92	6	3	1:00.64	3	6	1:00.07	2	7	0:58.91	1	8	1:06.99	7	2	1:04.05	5	4
			Reason for no points																									
39	Girls	15/u	100m Breaststroke		1:25.36	7	2	1:16.39	1	8	1:24.71	6	3	1:17.14	2	7	1:18.59	3	6	1:21.63	5	4	1:19.59	4	5	1:27.48	8	1
			Reason for no points																									
40	Boys	15/u	100m Breaststroke		1:10.41	2	7	1:15.80	6	3	1:15.56	5	4	1:17.02	7	2	1:14.01	3	6	1:14.53	4	5	1:09.30	1	8	1:21.55	8	1
			Reason for no points																									

NASL.2018 v3			National Arena Swimming League																															
  			League	London			Division	Premier			Round	3			Gala Number	2																		
			Venue	Hertfordshire Sports Village									Date	08/12/2018			License number	2ER182091																
DEFAULT POINTS TOTALS <b>8 LANE 1800</b> <b>7 LANE 1400</b>			OVERALL POINTS TOTAL <b>1781</b>																															
			LANE	Shiverers SC			LANE	ROMFORD TOWN			LANE	Harlow Pen			LANE	COLCHESTER			LANE	Bishop Stort			LANE	Chelsea & Westminster SC			LANE	Enfield Sq			LANE	Leander		
			PLACE	<b>7</b>			PLACE	<b>3</b>			PLACE	<b>6</b>			PLACE	<b>1</b>			PLACE	<b>4</b>			PLACE	<b>2</b>			PLACE	<b>5</b>			PLACE	<b>8</b>		
			POINTS	<b>180</b>			POINTS	<b>245</b>			POINTS	<b>199</b>			POINTS	<b>270</b>			POINTS	<b>233</b>			POINTS	<b>267</b>			POINTS	<b>214</b>			POINTS	<b>173</b>		
EVENTS			TIME	PLACE	POINTS	TIME	PLACE	POINTS	TIME	PLACE	POINTS	TIME	PLACE	POINTS	TIME	PLACE	POINTS	TIME	PLACE	POINTS	TIME	PLACE	POINTS	TIME	PLACE	POINTS	TIME	PLACE	POINTS					
41	Ladies	Open	100m Freestyle	1:02.94	6	3	1:01.15	4	5	1:02.99	7	2	0:58.97	2	7	1:02.55	5	4	1:03.27	8	1	0:57.81	1	8	1:01.09	3	6							
			Reason for no points	Hannah Eastbury			Jessica Ayling			Celeste Andrew			Martha Duley			Sarah Carroll			Suki Griffiths			Mia Hawkes			Kirsten Harvie									
42	Mens	Open	100m Freestyle	0:55.85	6	3	0:55.03	3	6	0:55.67	5	4	0:54.97	2	7	0:55.16	4	5	0:53.96	1	8	0:56.41	7	2	0:57.44	8	1							
			Reason for no points	Louis Stewart			Jack Ayling			Lee Baker			Thomas Grieve			Bradley Veitch			Reiss Ormonde-Cunningham			James Parsons			Tymoteusz Filipowicz									
43	Girls	9 /11 Years	4 x 50m Medley Relay	2:47.31	6	3	2:31.32	2	7	2:36.25	4	5	2:32.39	3	6	2:37.25	5	4	2:29.77	1	8	0:00.00			0:00.00									
			Reason for no points																															
44	Boys	9 /11 Years	4 x 50m Medley Relay	2:44.40	6	3	2:42.10	5	4	2:40.54	4	5	2:36.15	3	6	2:44.61	7	2	2:35.24	2	7	3:07.39	8	1	2:27.78	1	8							
			Reason for no points																															
45	Girls	13/u	4 x 50m Freestyle Relay	2:05.66	7	2	2:03.86	4	5	2:11.63	8	1	2:04.28	5	4	2:02.55	2	7	2:00.16	1	8	2:04.85	6	3	2:02.80	3	6							
			Reason for no points																															
46	Boys	13/u	4 x 50m Freestyle Relay	1:56.47	3	6	2:05.13	6	3	2:04.03	5	4	1:50.59	1	8	2:11.78	8	1	1:52.48	2	7	2:02.37	4	5	2:07.17	7	2							
			Reason for no points																															
47	Girls	15/u	4 x 50m Medley Relay	2:15.32	8	1	2:08.45	3	6	2:14.67	7	2	2:03.67	1	8	2:13.73	5	4	2:13.44	4	5	2:08.30	2	7	2:13.76	6	3							
			Reason for no points																															
48	Boys	15/u	4 x 50m Medley Relay	2:04.96	7	2	2:01.26	6	3	1:55.88	1	8	2:00.78	5	4	1:58.87	4	5	1:58.44	3	6	1:57.64	2	7	2:09.38	8	1							
			Reason for no points																															
49	Ladies	Open	6 x 50m Freestyle Relay	2:59.50	8	1	2:49.89	3	6	2:55.13	5	4	2:48.29	2	7	2:51.16	4	5	2:56.63	6	3	2:47.25	1	8	2:57.84	7	2							
			Reason for no points																															
50	Mens	Open	6 x 50m Freestyle Relay	2:46.95	6	3	0:00.00			2:33.81	3	6	0:00.00			2:30.12	1	8	2:34.46	4	5	2:33.48	2	7	2:35.00	5	4							
			Reason for no points				10.7						10.7																					
<b>TOTALS OF ALL PLACES PER CLUB</b>			1st	1	1st	8	1st	3	1st	9	1st	4	1st	11	1st	9	1st	5																
			2nd	2	2nd	5	2nd	4	2nd	12	2nd	9	2nd	9	2nd	7	2nd	2																
			3rd	10	3rd	7	3rd	8	3rd	6	3rd	7	3rd	5	3rd	1	3rd	6																
			4th	4	4th	8	4th	6	4th	4	4th	8	4th	9	4th	6	4th	5																
			5th	4	5th	7	5th	7	5th	9	5th	8	5th	4	5th	5	5th	6																
			6th	11	6th	9	6th	7	6th	5	6th	4	6th	5	6th	6	6th	3																
			7th	11	7th	4	7th	7	7th	3	7th	4	7th	4	7th	6	7th	7																
			8th	7	8th	1	8th	6	8th	1	8th	4	8th	2	8th	7	8th	11																
			Shiverers SC	ROMFORD TOWN			Harlow Pen			COLCHESTER			Bishop Stort			Chelsea & Westminster SC			Enfield Sq			Leander												
POINTS AT EVENT 10			30			48			39			50			49			58			52			34										
POINTS AT EVENT 18			52			84			81			96			86			98			80			66										
POINTS AT EVENT 26			93			125			115			141			120			132			113			86										
POINTS AT EVENT 34			121			170			138			187			153			177			147			118										
POINTS AT EVENT 42			159			211			164			227			197			218			176			147										