






National Arena Swimming League

League		ARENA		Division		2		Round		3		Gala Number		2												
Venue		Borehamwood														Date		08/12/2018		License number		3ER182081				
LANE 1		LANE 2		LANE 3		LANE 4		LANE 5		LANE 6		LANE 7		LANE												
Potters Bar B		HERTFORD		Hitchin		Berkhamsted		Stevenage		Broomfield Park		TRING														
PLACE		PLACE		PLACE		PLACE		PLACE		PLACE		PLACE		PLACE												
7		6		4		1		2		3		5														
POINTS		POINTS		POINTS		POINTS		POINTS		POINTS		POINTS		POINTS												
151		192		202		221		217		206		199														
EVENTS		TIME	PLACE	POINTS	TIME	PLACE	POINTS	TIME	PLACE	POINTS	TIME	PLACE	POINTS	TIME	PLACE	POINTS										
1	Ladies	Open	200m		2:46.08	6	2	2:50.43	7	1	2:36.88	2	6	2:39.73	3	5	2:40.86	4	4	2:34.66	1	7	2:41.65	5	3	0:00.00
			Individual Medley		Harriet Newman		Madeleine Smith		Lucy King		Ellen Northwood		Daisy Sandon		Jennifer Budden		Brianna Mazey									
			Reason for no points																							
2	Mens	Open	200m		2:32.42	5	3	2:21.09	3	5	2:19.25	2	6	2:13.45	1	7	2:35.72	6	2	0:00.00			2:21.82	4	4	0:00.00
			Individual Medley		Tolu Elesin		Joshua Holland		Daniel English		James Chennells		Dylan Cole		Kevin Pickard		Tom Frewin									
			Reason for no points												7.6 Touch not simultaneous											
3	Girls	9 /11 Years	4 x 50m Freestyle Relay		2:35.91	7	1	2:26.44	4	4	2:30.21	5	3	2:25.66	3	5	2:17.18	1	7	2:30.96	6	2	2:23.71	2	6	0:00.00
			Reason for no points																							
4	Boys	9 /11 Years	4 x 50m Freestyle Relay		2:34.09	5	3	2:32.43	4	4	2:37.04	6	2	2:30.51	3	5	2:26.76	1	7	2:27.93	2	6	0:00.00			0:00.00
			Reason for no points																OA Swimmer							
5	Girls	13/u	4 x 50m Medley Relay		2:42.57	6	2	2:30.22	2	6	2:24.56	1	7	2:30.25	3	5	2:32.12	5	3	0:00.00			2:30.59	4	4	0:00.00
			Reason for no points																10.11							
6	Boys	13/u	4 x 50m Medley Relay		2:29.25	2	6	0:00.00			0:00.00			2:36.45	5	3	2:24.62	1	7	2:34.24	4	4	2:32.04	3	5	0:00.00
			Reason for no points				7.6		4.4																	
7	Girls	15/u	4 x 50m Freestyle Relay		2:06.85	3	5	2:12.35	7	1	2:00.11	1	7	2:10.71	6	2	2:08.11	4	4	2:08.24	5	3	2:04.74	2	6	0:00.00
			Reason for no points																							
8	Boys	15/u	4 x 50m Freestyle Relay		2:00.55	4	4	1:53.45	2	6	2:04.35	6	2	1:52.46	1	7	1:57.62	3	5	2:01.39	5	3	2:12.05	7	1	0:00.00
			Reason for no points																							
9	Ladies	Open	4 x 50m Medley Relay		2:24.14	5	3	2:24.76	6	2	2:17.24	3	5	2:31.07	7	1	2:19.29	4	4	2:16.68	2	6	2:13.93	1	7	0:00.00
			Reason for no points																							
10	Mens	Open	4 x 50m Medley Relay		2:09.11	5	3	0:00.00			2:00.02	2	6	1:59.78	1	7	2:14.39	6	2	2:00.99	3	5	2:05.67	4	4	0:00.00
			Reason for no points				6.4																			
11	Girls	10/11 Years	50m Backstroke		0:46.48	7	1	0:41.86	5	3	0:44.77	6	2	0:40.39	3	5	0:39.95	2	6	0:37.07	1	7	0:40.50	4	4	0:00.00
			Individual Medley		Tiana Rasti		Isla Cavill		Hannah Lovelock		Isabella Whitaker		Jessica Dunnett		Natasha Newstead-Smith		Sophie Bradley									
			Reason for no points																							
12	Boys	10/11 Years	50m Backstroke		0:50.07	7	1	0:43.92	4	4	0:44.00	5	3	0:41.85	3	5	0:44.27	6	2	0:40.31	1	7	0:41.01	2	6	0:00.00
			Individual Medley		Zhuoer Chen		George Reynolds		Alexander Cairncross		Eric Batt		Harry Chapman		Oliver Metcalfe		Rhys Jones									
			Reason for no points																							
13	Girls	13/U	100m Breaststroke		1:39.67	7	1	1:32.44	3	5	1:25.46	2	6	1:38.52	6	2	1:38.27	5	3	1:24.02	1	7	1:36.86	4	4	0:00.00
			Reason for no points		Keely White		Laura Malagoli		Jasmine Brakenbury		Alexandra Farnham		Rhiamn Eryn Maneta		Amelia Hammond		Zoe Hudson									
14	Boys	13/U	100m Breaststroke		1:30.86	4	4	1:25.13	2	6	1:32.39	6	2	1:27.46	3	5	1:23.83	1	7	1:32.27	5	3	1:41.05	7	1	0:00.00
			Reason for no points		Elliot Ball		Joe Reynolds		George Lovelock		Alexander Kalverboer		Eldrick Maneta		Bayley Knights		Edward Lamer									
15	Girls	15/U	100m Backstroke		1:12.68	2	6	1:21.02	7	1	1:16.13	4	4	1:11.09	1	7	1:13.94	3	5	1:17.09	5	3	1:20.55	6	2	0:00.00
			Reason for no points		Tasneem Altouakrim		Hannah Southall		Ashleigh Cooper		Abigail Hewson		Jessica Coleman		Maya Patel		Georgina Wilkinson									
16	Boys	15/U	100m Backstroke		1:12.74	6	2	1:07.31	3	5	1:10.16	5	3	1:07.49	4	4	1:15.21	7	1	1:06.15	1	7	1:06.23	2	6	0:00.00
			Reason for no points		Jack Savage		Archie Andelin		Matteo Lo Blundo		Daniel Chennells		Jamie Brown		Liam Moyles		Sam Pyefinch									
17	Ladies	Open	100m Butterfly		1:12.83	2	6	1:23.49	7	1	1:12.93	4	4	1:12.85	3	5	1:12.37	1	7	1:17.74	5	3	1:18.00	6	2	0:00.00
			Reason for no points		April Richards		Eve O'Conner		Freya Harwood		Ellen Northwood		Daisy Sandon		Elena Constandinou		Rosie Cave									
18	Mens	Open	100m Butterfly		1:05.17	3	5	1:03.69	2	6	1:09.07	5	3	1:02.23	1	7	1:12.17	7	1	1:10.55	6	2	1:08.15	4	4	0:00.00
			Reason for no points		Tolu Elesin		Joshua Trapp		Adam Evens		Ismail Rahim		Joshua Pagett		Kiran Patel		Chris Hughes									
19	Girls	10/11 Years	50m Butterfly		0:00.00			0:38.19	2	6	0:00.00			0:36.87	1	7	0:43.25	3	5	0:44.37	5	3	0:43.97	4	4	0:00.00
			Reason for no points		Isabel Feeney		Laura Malagoli		Charlotte Brakenbury		Eva Lawson		Ashwarya Magon		Niamh Dann		Morgan Slade									
20	Boys	10/11 Years	50m Butterfly		0:46.44	7	1	0:45.07	5	3	0:42.42	1	7	0:43.26	3	5	0:43.33	4	4	0:43.24	2	6	0:45.46	6	2	0:00.00
			Reason for no points		Alexander Ball		George Reynolds		Finley Miller		Roman Philbin		Harry Chapman		Oliver Metcalfe		Alexander Stephenson									
21	Girls	13/u	100m Backstroke		1:29.79	7	1	1:20.75	3	5	1:22.91	5	3	1:23.25	6	2	1:14.35	1	7	1:18.77	2	6	1:21.24	4	4	0:00.00
			Reason for no points		Taisilia Sonmez		Ella Cannell		Ruby Clark		Lydia Wisely		Jessica Coleman		Ella Foster		Chloe Sharp									
			100m Backstroke		1:20.67	5	3	1:12.43	2	6	1:30.52	7	1	1:19.97	4	4	1:18.79	3	5	1:22.37	6	2	1:07.22	1	7	0:00.00

DEFAULT POINTS TOTALS
8 LANE 1900
7 LANE 1400

DO NOT TIES ETC WILL CHANGE THESE FIGURES
OVERALL POINTS TOTAL
1388

NASL.2018 v3		National Arena Swimming League																									
  		League ARENA				Division 2				Round 3				Gala Number 2													
Venue Borehamwood		Date 08/12/2018				License number 3ER182081																					
DEFAULT POINTS TOTALS 8 LANE 1900 7 LANE 1400		OVERALL POINTS TOTAL 1388																									
EVENTS		TIME		PLACE		POINTS		TIME		PLACE		POINTS		TIME		PLACE		POINTS									
41	Ladies	Open	100m Freestyle	1:06.38	3	5	1:08.96	5	3	1:04.60	2	6	1:11.97	6	2	1:12.31	7	1	1:08.31	4	4	1:03.21	1	7	0:00.00		
			Reason for no points																								
42	Mens	Open	100m Freestyle	1:05.08	6	2	0:56.75	3	5	0:56.24	2	6	0:53.94	1	7	1:05.16	7	1	1:02.19	4	4	1:03.26	5	3	0:00.00		
			Reason for no points																								
43	Girls	9 /11 Years	4 x 50m Medley Relay	0:00.00			2:48.85	4	4	2:55.95	5	3	2:45.55	2	6	2:38.61	1	7	3:05.72	6	2	2:48.43	3	5	0:00.00		
			Reason for no points	8.3																							
44	Boys	9 /11 Years	4 x 50m Medley Relay	2:58.84	3	5	3:01.78	6	2	3:02.46	7	1	2:59.20	4	4	2:50.27	1	7	2:58.36	2	6	3:01.63	5	3	0:00.00		
			Reason for no points																								
45	Girls	13/u	4 x 50m Freestyle Relay	2:23.56	7	1	2:18.77	6	2	2:06.63	1	7	2:07.41	2	6	2:12.91	3	5	2:12.92	4	4	2:15.11	5	3	0:00.00		
			Reason for no points																								
46	Boys	13/u	4 x 50m Freestyle Relay	2:14.17	4	4	2:05.03	1	7	2:18.45	7	1	2:16.55	6	2	2:09.85	2	6	2:13.85	3	5	2:15.02	5	3	0:00.00		
			Reason for no points																								
47	Girls	15/u	4 x 50m Medley Relay	2:24.83	4	4	2:31.23	7	1	2:17.97	1	7	2:26.63	6	2	2:23.41	2	6	2:25.33	5	3	2:23.70	3	5	0:00.00		
			Reason for no points																								
48	Boys	15/u	4 x 50m Medley Relay	2:20.03	4	4	2:06.87	1	7	2:26.08	6	2	2:08.92	2	6	2:13.78	3	5	2:20.03	4	4	2:31.68	7	1	0:00.00		
			Reason for no points																								
49	Ladies	Open	6 x 50m Freestyle Relay	3:10.32	5	3	3:16.84	7	1	3:01.74	1	7	3:13.96	6	2	3:07.87	4	4	3:04.38	3	5	3:01.86	2	6	0:00.00		
			Reason for no points																								
50	Mens	Open	6 x 50m Freestyle Relay	2:55.16	6	2	2:40.75	1	7	2:41.53	3	5	2:40.76	2	6	2:55.17	7	1	2:44.82	4	4	2:50.21	5	3	0:00.00		
			Reason for no points																								
TOTALS OF ALL PLACES PER CLUB		1st		2	1st		6	1st		8	1st		7	1st		12	1st		9	1st		6	1st				
		2nd		3	2nd		7	2nd		10	2nd		11	2nd		5	2nd		7	2nd		7	2nd				
		3rd		5	3rd		10	3rd		5	3rd		13	3rd		8	3rd		3	3rd		6	3rd				
		4th		10	4th		7	4th		3	4th		3	4th		8	4th		8	4th		12	4th				
		5th		8	5th		4	5th		9	5th		2	5th		6	5th		13	5th		7	5th				
		6th		10	6th		5	6th		9	6th		9	6th		3	6th		7	6th		5	6th				
		7th		10	7th		8	7th		4	7th		5	7th		7	7th		1	7th		6	7th				
		8th			8th			8th			8th			8th			8th			8th			8th				
		Potters Bar B		HERTFORD		Hitchin		Berkhamsted		Stevenage		Broomfield Park		TRING													
POINTS AT EVENT 10		32		29		44		47		45		36		40													
POINTS AT EVENT 18		58		60		71		87		77		75		69													
POINTS AT EVENT 26		78		98		105		115		111		110		101													
POINTS AT EVENT 34		102		130		135		144		152		142		136													
POINTS AT EVENT 42		128		161		169		187		176		173		170													