






National Arena Swimming League




League	London	Division	1	Round	3	Gala Number	2	
Venue	Southbury			Date	08/12/2018		License number	3ER182084

LANE 1	LANE 2	LANE 3	LANE 4	LANE 5	LANE 6	LANE 7	LANE 8
BOR OF BROX	Hemel Hemp	Bo Of Harrow	Gwich Royals	Brompton SC	Wandsworth SC	Saxon Crown	Haringey

DEFAULT POINTS TOTALS	8 LANE 1900	7 LANE 1400	OVERALL POINTS TOTAL	1796
-----------------------	-------------	-------------	----------------------	------

		EVENTS		TIME		PLACE		POINTS		TIME		PLACE		POINTS		TIME		PLACE		POINTS		TIME		PLACE		POINTS	
1	Ladies	Open	200m	2:29.28	2	7	2:32.08	3	6	2:36.21	6	3	2:38.75	8	1	2:26.87	1	8	2:36.79	7	2	2:33.74	4	5	2:35.49	5	4
			Individual Medley	Libby Dunford	Alice Fender	Hazel Macgonigal	Amie Hawkins	Sophie Whelan	Katharine Wilson	Renee Somerville	Kelton Ryland																
			Reason for no points																								
2	Mens	Open	200m	2:14.05	2	7	2:17.50	4	5	2:14.63	3	6	2:30.68	8	1	2:12.92	1	8	2:21.08	6	3	2:24.29	7	2	2:17.54	5	4
			Individual Medley	Callum Wollaston	Mattias Morse	Aaron Morgan	Nathan Chapman	Brandon Sayers	Rohan Penney	Kai Johnson	Max Hanson																
			Reason for no points																								
3	Girls	9 /11 Years	4 x 50m Freestyle Relay	2:34.00	8	1	2:22.54	5	4	2:24.28	6	3	2:15.03	3	6	2:14.30	2	7	2:12.00	1	8	2:21.96	4	5	2:29.34	7	2
			Reason for no points																								
			Reason for no points																								
4	Boys	9 /11 Years	4 x 50m Freestyle Relay	2:19.56	5	4	2:17.73	4	5	2:29.85	7	2	2:07.09	1	8	2:14.07	3	6	2:11.60	2	7	2:24.36	6	3	2:31.44	8	1
			Reason for no points																								
			Reason for no points																								
5	Girls	13/u	4 x 50m Medley Relay	2:25.58	5	4	2:37.88	8	1	2:31.87	7	2	2:18.72	1	8	2:20.07	2	7	2:29.63	6	3	2:24.45	3	6	2:25.03	4	5
			Reason for no points																								
			Reason for no points																								
6	Boys	13/u	4 x 50m Medley Relay	0:00.00			2:17.40	5	4	2:13.05	2	7	2:20.85	7	2	2:20.39	6	3	2:16.69	3	6	2:11.63	1	8	2:17.22	4	5
			Reason for no points	10.11																							
			Reason for no points																								
7	Girls	15/u	4 x 50m Freestyle Relay	1:58.08	3	6	2:08.60	8	1	1:57.96	2	7	2:01.87	4	5	1:55.63	1	8	2:02.94	5	4	2:07.31	7	2	2:04.93	6	3
			Reason for no points																								
			Reason for no points																								
8	Boys	15/u	4 x 50m Freestyle Relay	1:55.55	8	1	1:53.41	7	2	1:50.99	4	5	1:53.39	6	3	1:51.41	5	4	1:50.89	3	6	1:47.21	2	7	1:43.82	1	8
			Reason for no points																								
			Reason for no points																								
9	Ladies	Open	4 x 50m Medley Relay	2:09.90	2	7	2:10.01	3	6	2:11.02	4	5	2:12.45	5	4	2:01.06	1	8	2:16.15	7	2	2:19.84	8	1	2:14.83	6	3
			Reason for no points																								
			Reason for no points																								
10	Mens	Open	4 x 50m Medley Relay	1:58.91	6	3	1:55.32	3	6	1:57.42	4	5	2:00.23	8	1	1:51.16	1	8	1:57.63	5	4	1:59.93	7	2	1:52.50	2	7
			Reason for no points																								
			Reason for no points																								
11	Girls	10/11 Years	50m Backstroke	0:00.00			0:40.18	7	2	0:38.23	4	5	0:38.21	3	6	0:35.31	1	8	0:36.33	2	7	0:39.79	5	4	0:39.98	6	3
			Reason for no points	6.2																							
			Reason for no points																								
12	Boys	10/11 Years	50m Backstroke	0:37.71	3	6	0:40.90	6	3	0:41.22	7	2	0:36.47	1	8	0:40.29	5	4	0:37.71	3	6	0:38.83	2	7	0:45.92	8	1
			Reason for no points																								
			Reason for no points																								
13	Girls	13/U	100m Breaststroke	1:27.77	2	7	1:28.94	6	3	1:32.95	8	1	1:29.21	7	2	1:28.76	5	4	1:28.64	4	5	1:28.32	3	6	1:25.26	1	8
			Reason for no points	Bella Parkus	Grace Cawley	Amina Byron Nour	Maisie Denney	Tiggy Mathews	Mia Coles	Klipa Anderson Harmon	Evie Wootton																
			Reason for no points																								
14	Boys	13/U	100m Breaststroke	1:33.09	8	1	1:31.32	7	2	1:26.65	4	5	1:24.52	3	6	1:27.59	5	4	1:24.03	2	7	1:14.91	1	8	1:28.07	6	3
			Reason for no points	Godfrey Obeng	Dylan Kennell	Oliver Macgonigal	Jacob Walker	Marc Diaz De Tuesta	Thomas Street	Luke Oladele-Ajose	Andrew Vicitlu																
			Reason for no points																								
15	Girls	15/U	100m Backstroke	1:10.28	2	7	1:22.93	8	1	1:10.57	3	6	1:10.60	4	5	1:09.50	1	8	1:13.70	5	4	1:18.14	6	3	1:21.68	7	2
			Reason for no points	Lucy Hinks	Mabel Coldwell	Hazel Macgonigal	Chloe Jenkins	Zoe Auld	Hebe Stewart-Liddon	Molly Ferrigan	Hannah Wootton																
			Reason for no points																								
16	Boys	15/U	100m Backstroke	1:05.70	3	6	1:12.80	8	1	1:10.03	6	3	1:11.62	7	2	1:09.37	5	4	1:07.86	4	5	1:05.67	2	7	1:05.42	1	8
			Reason for no points	Zane Batt	Samuel Ward	Ben Coupland	Nathan Chapman	Lorenzo Dufour	Yasser Hassan	Kian Dalligan	Matteo Caravati-Pringle																
			Reason for no points																								
17	Ladies	Open	100m Butterfly	1:17.05	8	1	1:08.59	2	7	1:11.59	4	5	1:14.26	7	2	1:04.21	1	8	1:11.04	3	6	1:13.57	6	3	1:12.74	5	4
			Reason for no points	Charlotte Williams	Lois Moore	Ruby Coyle	Emilija Verbalyte	Alesha Kelly	Isis Clurleo	Katherine Weekly	Rose Pepperday																
			Reason for no points																								
18	Mens	Open	100m Butterfly	1:01.20	4	5	1:01.42	5	4	1:02.53	6	3	1:04.96	7	2	0:58.66	1	8	1:11.53	8	1	1:00.95	3	6	0:58.77	2	7
			Reason for no points	Callum Wollaston	Joel Green	Youssef Nkrumah	Matthew Harding	Brandon Sayers	Elliott Hampton	Mateusz Szopinski	Shakil Giordani																
			Reason for no points																								
19	Girls	10/11 Years	50m Butterfly	0:46.98	7	2	0:39.58	4	5	0:40.75	5	4	0:35.55	1	8	0:37.94	3	6	0:36.13	2	7	0:48.44	8	1	0:46.05	6	3
			Reason for no points	Sasha Coltman	Caitlin Walters	Deeshaya Patwa	Fiona Cullen	Maybelle Maloret	Lara Phillips	Olivia Oladele-Ajose	Maja Grzybek																
			Reason for no points																								
20	Boys	10/11 Years	50m Butterfly	0:44.88	8	1	0:39.37	4	5	0:40.00	6	3	0:34.13	1	8	0:34.69	2	7	0:39.54	5	4	0:37.62	3	6	0:40.65	7	2
			Reason for no points	Kai Fellows	Daniel Belsey	Sanchit Sethi	Tom Hawkins	Saint Odong	Tane Dyce-Crichlow	Henry Norman	Luca Ridard																
			Reason for no points																								
21	Girls	13/u	100m Backstroke	1:21.02	7	2	1:17.77	4	5	1:28.57	8	1	1:17.51	2	7	1:17.60	3	6	1:20.75	6	3	1:17.31	1	8	1:19.78	5	4
			Reason for no points	Holly Morgan	Grace Cawley	Devina Bathija	Amelie Brooks	Imogen Knight	Mia Coles	Katherine Weekly	Lizzie Reed																
			Reason for no points																								
			100m Backstroke	1:26.09	8	1	1:12.06	3	6	1:17.12	7	2	1:14.89	6	3	1:12.60	4	5	1:10.98	2	7	1:12.99	5	4	1:09.93	1	8

NASL.2018 v3			National Arena Swimming League																	
  			League London				Division 1				Round 3				Gala Number 2					
Venue			Date 08/12/2018 License number 3ER182084																	
LANE 1 BOR OF BROX LANE 2 Hemel Hemp LANE 3 Bo Of Harrow LANE 4 Gwich Royals LANE 5 Brompton SC LANE 6 Wandsworth SC LANE 7 Saxon Crown LANE 8 Haringey			PLACE 7		PLACE 8		PLACE 3		PLACE 5		PLACE 1		PLACE 2		PLACE 4		PLACE 6			
POINTS 198 POINTS 189 POINTS 223 POINTS 215 POINTS 318 POINTS 230 POINTS 217 POINTS 206																				
EVENTS			TIME		PLACE		POINTS		TIME		PLACE		POINTS		TIME		PLACE		POINTS	
22	Boys	13/u	Maximilian Coltman		Henry Newbury-Kemp		Conor McLoughlin		Theo Treadwell		Kynan Tallec-Botos		Charles Hume		Noah Oladele-Ajose		Arun Hamilton Mcmahon		Reason for no points	
23	Girls	15/u	1:06.79 2 7 Libby Dunford		1:24.02 8 1 Maddison Whittaker		1:06.63 1 8 Laura Sharrock		1:12.68 4 5 Melissa Khizzah		1:07.85 3 6 Isia Wallrock		1:18.35 6 3 Julia Caron		1:16.94 5 4 Marlena Van Der Ploeg		1:20.00 7 2 Rosie Boardman		Reason for no points	
24	Boys	15/u	1:11.14 8 1 Zac Hozier		1:03.52 3 6 Mattias Morse		1:02.69 2 7 Alexander Coyle		1:06.98 6 3 Illa Zyp		1:05.50 5 4 Greg Finn		1:09.22 7 2 Yasser Hassan		1:05.34 4 5 Chidubem Abazie		1:00.18 1 8 Gareth Davies		Reason for no points	
25	Ladies	Open	1:05.32 1 8 Faye Nugent		1:09.95 3 6 Shona Mckenna		1:10.78 4 5 Laura Sharrock		1:13.03 7 2 Emilija Verbalyte		1:06.85 2 7 Charlotte O'Leary		1:13.92 8 1 Hebe Stewart-Liddon		1:12.16 5 4 Renee Somerville		1:12.32 6 3 Sasha Shute		Reason for no points	
26	Mens	Open	1:03.30 4 5 Callum Wollaston		1:06.56 6 3 Samuel Hutchings		1:02.07 3 6 Aaron Morgan		1:11.59 8 1 Matthew Harding		1:01.32 1 8 Daniel Lezlin		1:02.06 2 7 Rohan Penney		1:09.31 7 2 Shay Wellman		1:03.80 5 4 Alejandro Isaza Ocampo		Reason for no points	
27	Girls	10/11 Years	0:44.59 3 6 Rachael Carpenter		0:46.14 6 3 Mia Maslen Wollington		0:44.60 4 5 Deeshaya Patwa		0:40.69 1 8 Annie Sanders		0:44.49 2 7 Ella Berard		0:45.14 5 4 Arina Maslova		0:48.26 7 2 Rosie Evans		0:48.47 8 1 Maja Grzybak		Reason for no points	
28	Boys	10/11 Years	0:39.94 1 8 Raphael John		0:47.94 6 3 James Gibson		0:50.95 8 1 Sanchit Sethi		0:43.35 4 5 Francis Montanari Brown		0:46.28 5 4 Dimitar Draganov		0:41.52 2 7 Max Morgan		0:49.24 7 2 Oluwatimilhin Adelowo		0:43.26 3 6 Luca Ridard		Reason for no points	
29	Girls	13/u	1:16.74 2 7 Bella Parkus		1:39.67 8 1 Isabelle Charwood		1:24.42 6 3 Diya Chotal		1:16.99 3 6 Annabella Cottrell		1:19.10 4 5 Angelica Marie Versoza		1:22.26 5 4 Olivia Hill		1:14.57 1 8 Katherine Weekly		1:25.06 7 2 Tatiana Isaza Ocampo		Reason for no points	
30	Boys	13/u	1:24.51 6 3 Jake Evans		1:18.55 5 4 Nathan Whiting		1:08.98 1 8 Alexander Coyle		0:00.00 Tom Hawkins		1:13.95 2 7 Kynan Tallec-Botos		1:35.26 7 2 Isaac Gamble		1:15.36 3 6 Teddy Lewis		1:18.48 4 5 Arun Hamilton Mcmahon		Reason for no points	
31	Girls	15/u	1:07.89 6 3 Catherine Ryan		1:14.68 8 1 Maisie Adams		1:03.17 1 8 Laura Sharrock		1:06.25 3 6 Chloe Jenkins		1:03.51 2 7 Schuyler Daffey		1:06.87 5 4 Julia Caron		1:06.60 4 5 Molly Ferrigan		1:10.09 7 2 Dina Paduraru		Reason for no points	
32	Boys	15/u	1:00.68 5 4 Zane Batt		1:05.14 8 1 Lewis Clark		1:00.31 4 5 Callum Duncan		1:00.96 6 3 Oliver Crowley		1:04.96 7 2 Lorenzo Dufour		1:00.07 3 6 Elliott Hampton		0:59.50 2 7 Pharell Nimoh		0:56.66 1 8 Max Green		Reason for no points	
33	Ladies	Open	1:17.38 2 7 Emma Warrington		1:22.12 5 4 Alice Fender		1:23.93 7 2 Vinamma Somasundram		1:20.81 3 6 Beth Hawkins		1:13.72 1 8 Emily Surminski		1:25.77 8 1 Katharine Wilson		1:23.53 6 3 Renee Somerville		1:21.66 4 5 Kelton Ryland		Reason for no points	
34	Mens	Open	1:13.42 5 4 Danny Brinkley		1:08.08 2 7 Joseph Coldwell		1:18.50 8 1 Dilan Scott		1:14.03 6 3 Bradley Khizzah		1:06.06 1 8 George Barnes		1:10.93 4 5 Jafar Ramini		1:15.81 7 2 Kaj Johnson		1:08.44 3 6 Max Hanson		Reason for no points	
35	Girls	10/11 Years	0:37.17 8 1 Rachael Carpenter		0:35.42 5 4 Mia Maslen Wollington		0:31.58 2 7 Rafeeqah Williams		0:32.27 4 5 Annie Sanders		0:30.88 1 8 Mia Zarkovic		0:31.72 3 6 Emma Hagberg		0:35.96 6 3 Amy Andagoya		0:36.99 7 2 Ocean Ellis-Carr		Reason for no points	
36	Boys	10/11 Years	0:30.78 3 6 Igor Mordja		0:32.87 4 5 George Ball		0:35.57 7 2 Owen Roberts		0:30.54 1 8 Kevin Cao		0:30.62 2 7 Saint Odong		0:32.93 5 4 Alessandro Pozzoli		0:35.23 6 3 William Mcauliffe		0:37.48 8 1 James Smeaton		Reason for no points	
37	Girls	13/u	1:05.47 2 7 Charlotte Williams		1:13.89 8 1 Freya Mcdonagh		1:08.62 3 6 Diya Chotal		1:05.46 1 8 Erica McGlinchey		1:08.62 3 6 Emma Llewellyn		1:09.55 5 4 Olivia Hill		1:09.86 6 3 Madison Williams		1:10.11 7 2 Evie Wootton		Reason for no points	
38	Boys	13/u	1:09.73 8 1 Jake Evans		1:05.33 4 5 Henry Newbury-Kemp		1:00.76 1 8 Alexander Coyle		1:07.60 7 2 Theo Treadwell		1:05.56 5 4 Marc Diaz De Tuesta		1:03.24 3 6 Charles Hume		1:01.90 2 7 Luke Oladele-Ajose		1:06.25 6 3 Andrew Vizitiu		Reason for no points	
39	Girls	15/u	1:24.20 4 5 Maggie Wyper		1:32.40 8 1 Emily Young		1:23.61 3 6 Vinamma Somasundram		1:21.47 2 7 Melissa Khizzah		1:20.95 1 8 Priya Caswell		1:24.57 5 4 Hebe Stewart-Liddon		1:27.46 6 3 Klipa Andersson Harmon		1:27.77 7 2 Rosie Boardman		Reason for no points	
40	Boys	15/u	1:24.31 8 1 Scott Carpenter		1:11.31 2 7 Mattias Morse		1:18.52 6 3 Jackson Haywood Crouch		1:22.73 7 2 Nathan Chapman		1:17.72 4 5 Greg Finn		1:09.84 1 8 Jafar Ramini		1:17.76 5 4 Chidubem Abazie		1:14.35 3 6 Max Green		Reason for no points	

NASL.2018 v3		National Arena Swimming League																										
  		League London				Division 1				Round 3				Gala Number 2														
		Venue Southbury				Date 08/12/2018				License number 3ER182084																		
		LANE 1	LANE 2	LANE 3	LANE 4	LANE 5	LANE 6	LANE 7	LANE 8																			
		BOR OF BROX	Hemel Hemp	Bo Of Harrow	Gwich Royals	Brompton SC	Wandsworth SC	Saxon Crown	Haringey																			
DEFAULT POINTS TOTALS 8 LANE 1900 7 LANE 1400		OVERALL POINTS TOTAL 1796																										
		PLACE 7	PLACE 8	PLACE 3	PLACE 5	PLACE 1	PLACE 2	PLACE 4	PLACE 6																			
		POINTS 198	POINTS 189	POINTS 223	POINTS 215	POINTS 318	POINTS 230	POINTS 217	POINTS 206																			
EVENTS		TIME	PLACE	POINTS	TIME	PLACE	POINTS	TIME	PLACE	POINTS	TIME	PLACE	POINTS	TIME	PLACE	POINTS	TIME	PLACE	POINTS									
41	Ladies	Open	100m Freestyle		1:02.83	3	6	1:01.78	2	7	1:04.17	5	4	1:06.67	8	1	1:00.83	1	8	1:03.02	4	5	1:05.33	7	2	1:05.17	6	3
				Libby Dunford			Lois Moore			Ruby Coyle			Amie Hawkins			Mala Dunleavy			Katharine Wilson			Molly Ferrigan			Rose Peppercay			
		Reason for no points																										
42	Mens	Open	100m Freestyle		0:56.48	5	4	0:55.27	3	6	0:56.39	4	5	0:59.09	8	1	0:53.10	1	8	0:58.29	6	3	0:58.77	7	2	0:53.55	2	7
				Daniel Lush			Ashley Coombs			Sean Kelly			Jorge Palma Fraga			Alex Rowson			Rohan Penney			Mateusz Szopinski			Shakil Giordani			
		Reason for no points																										
43	Girls	9 /11 Years	4 x 50m Medley Relay		2:59.38	8	1	2:46.95	6	3	2:45.22	4	5	2:34.54	2	7	2:31.97	1	8	2:34.89	3	6	2:45.98	5	4	2:57.45	7	2
		Reason for no points																										
44	Boys	9 /11 Years	4 x 50m Medley Relay		0:00.00			2:44.70	4	5	2:55.84	6	3	2:29.69	1	8	2:40.78	3	6	2:34.79	2	7	2:45.61	5	4	2:59.04	7	2
		Reason for no points		10.11																								
45	Girls	13/u	4 x 50m Freestyle Relay		2:12.17	5	4	2:16.19	7	2	0:00.00			2:06.32	2	7	2:06.00	1	8	2:10.07	4	5	2:08.52	3	6	2:13.22	6	3
		Reason for no points						10.14																				
46	Boys	13/u	4 x 50m Freestyle Relay		2:08.71	8	1	2:04.27	5	4	1:58.41	1	8	2:06.23	6	3	2:06.40	7	2	2:01.45	4	5	2:00.09	3	6	1:59.81	2	7
		Reason for no points																										
47	Girls	15/u	4 x 50m Medley Relay		2:11.95	3	6	2:29.34	8	1	2:11.22	2	7	2:16.19	4	5	2:08.51	1	8	2:23.69	6	3	2:23.58	5	4	2:27.04	7	2
		Reason for no points																										
48	Boys	15/u	4 x 50m Medley Relay		2:08.29	6	3	2:10.10	7	2	2:04.70	4	5	0:00.00			2:04.77	5	4	2:03.19	3	6	2:00.37	2	7	1:56.15	1	8
		Reason for no points										8.3																
49	Ladies	Open	6 x 50m Freestyle Relay		2:54.65	2	7	2:58.18	3	6	2:59.93	4	5	3:03.23	5	4	2:46.48	1	8	3:04.71	6	3	3:05.74	8	1	3:05.01	7	2
		Reason for no points																										
50	Mens	Open	6 x 50m Freestyle Relay		2:41.24	6	3	2:36.90	3	6	2:40.25	4	5	2:44.08	8	1	2:29.50	1	8	2:43.70	7	2	2:40.79	5	4	2:34.03	2	7
		Reason for no points																										
TOTALS OF ALL PLACES PER CLUB		1st	2	1st		1st	5	1st	9	1st	21	1st	2	1st	4	1st	7											
		2nd	10	2nd	4	2nd	5	2nd	4	2nd	8	2nd	8	2nd	6	2nd	5											
		3rd	7	3rd	9	3rd	5	3rd	6	3rd	6	3rd	9	3rd	7	3rd	3											
		4th	3	4th	8	4th	14	4th	6	4th	3	4th	6	4th	4	4th	4											
		5th	6	5th	7	5th	2	5th	2	5th	9	5th	10	5th	9	5th	5											
		6th	5	6th	6	6th	8	6th	6	6th	1	6th	7	6th	8	6th	9											
		7th	2	7th	5	7th	6	7th	8	7th	2	7th	5	7th	9	7th	13											
		8th	12	8th	11	8th	4	8th	7	8th		8th	3	8th	3	8th	4											
		BOR OF BROX		Hemel Hemp		Bo Of Harrow		Gwich Royals		Brompton SC		Wandsworth SC		Saxon Crown		Haringey												
POINTS AT EVENT 10		40		40		45		39		67		45		41		42												
POINTS AT EVENT 18		73		63		75		72		115		86		85		78												
POINTS AT EVENT 26		100		100		111		109		164		120		119		112												
POINTS AT EVENT 34		142		124		144		146		212		153		154		147												
POINTS AT EVENT 42		173		160		185		180		266		193		181		173												