










NASL.2018			National Arena Swimming League																							
  			League				Division				Round				Bale Number											
			South				Div 2 West				1				2											
Venue			Weycombe Leisure Centre																							
Date			13/10/18																							
License number			39E162189																							
LANE 1			LANE 2			LANE 3			LANE 4			LANE 5			LANE 6			LANE 7			LANE 8					
City of Oxford B			Weycombe District C			Eastleigh SC			Guildford City C			Alton & District SC			Haslemere SC			Chichester Comorants			Swim Bournemouth					
DEFAULT POINTS TOTALS			DOA, TES ETC WILL CHANGE THESE FIGURES																							
OVERALL POINTS TOTAL			PLACE <u>3</u>		PLACE <u>4</u>		PLACE <u>6</u>		PLACE <u>2</u>		PLACE <u>5</u>		PLACE <u>7</u>		PLACE <u>8</u>		PLACE <u>1</u>									
8 LANE 1800 7 LANE 1400			POINTS <b>299</b>		POINTS <b>196</b>		POINTS <b>171</b>		POINTS <b>320</b>		POINTS <b>176</b>		POINTS <b>157</b>		POINTS <b>113</b>		POINTS <b>347</b>									
EVENTS			TIME	PLAC	PTS	TIME	PLAC	PTS	TIME	PLAC	PTS	TIME	PLAC	PTS	TIME	PLAC	PTS	TIME	PLAC	PTS	TIME	PLAC	PTS			
1	Ladies	Open	200m																							
			Individual Medley																							
			Reason for no points																							
2	Mens	Open	200m																							
			Individual Medley																							
			Reason for no points																							
3	Girls	9/11 Years	4 x 50m Freestyle Relay																							
			Reason for no points																							
			10.11																							
4	Boys	9/11 Years	4 x 50m Freestyle Relay																							
			Reason for no points																							
			10.11																							
5	Girls	13/u	4 x 50m Medley Relay																							
			Reason for no points																							
			10.11																							
6	Boys	13/u	4 x 50m Medley Relay																							
			Reason for no points																							
			10.11																							
7	Girls	15/u	4 x 50m Freestyle Relay																							
			Reason for no points																							
			10.11																							
8	Boys	15/u	4 x 50m Freestyle Relay																							
			Reason for no points																							
			10.11																							
9	Ladies	Open	4 x 50m Medley Relay																							
			Reason for no points																							
			9.3																							
10	Mens	Open	4 x 50m Medley Relay																							
			Reason for no points																							
			7.5																							
11	Girls	10/11 Years	50m Backstroke																							
			Reason for no points																							
			0.40.17 4 5 0.40.72 5 4 0.49.08 8 1 0.39.42 3 6 0.48.66 7 2 0.39.31 2 7 0.42.19 6 3 0.37.98 1 8																							
12	Boys	10/11 Years	50m Backstroke																							
			Reason for no points																							
			0.41.65 5 4 0.47.32 8 1 0.43.15 7 2 0.40.57 3 6 0.42.57 6 3 0.39.92 2 7 0.40.75 4 5 0.34.62 1 8																							
13	Girls	13/u	100m Breaststroke																							
			Reason for no points																							
			1:25.05 3 6 1:30.67 5 4 1:40.13 8 1 1:24.35 1 8 1:24.71 2 7 1:35.80 6 3 1:36.81 7 2 1:28.20 4 5																							
14	Boys	13/u	100m Breaststroke																							
			Reason for no points																							
			1:20.81 2 7 1:27.36 5 4 1:27.74 6 3 1:26.39 4 5 1:36.20 8 1 1:23.30 3 6 1:29.27 7 2 1:15.47 1 8																							
15	Girls	15/u	100m Backstroke																							
			Reason for no points																							
			1:08.45 4 5 1:16.14 8 1 1:13.76 5 4 1:07.82 3 6 1:07.24 2 7 1:15.94 7 2 1:15.28 6 3 1:05.04 1 8																							
16	Boys	15/u	100m Backstroke																							
			Reason for no points																							
			1:05.43 1 8 1:10.24 5 4 1:12.92 6 3 1:08.85 3 6 1:05.88 2 7 1:15.30 7 2 1:21.56 8 1 1:10.20 4 5																							
17	Ladies	Open	100m Butterfly																							
			Reason for no points																							
			1:05.40 1 8 1:12.00 4 5 1:16.24 5 4 1:08.64 2 7 1:17.56 6 3 0:00.00 0.00.00 1:19.65 7 2 1:09.03 3 6																							
18	Mens	Open	100m Butterfly																							
			Reason for no points																							
			0:59.42 2 7 0:57.84 1 8 1:00.11 4 5 0:59.74 3 6 1:09.77 8 1 1:02.61 5 4 1:05.83 7 2 1:05.31 6 3																							
19	Girls	10/11 Years	50m Butterfly																							
			Reason for no points																							
			0:37.99 3 6 0:42.94 5 4 0:00.00 0.00.00 0:34.73 2 7 0:48.40 7 2 0:40.77 4 5 0:43.11 6 3 0:33.62 1 8																							
20	Boys	10/11 Years	50m Butterfly																							
			Reason for no points																							
			0:36.20 1 8 0:44.33 8 1 0:39.66 3 6 0:40.13 4 5 0:41.07 5 4 0:44.14 7 2 0:43.91 6 3 0:36.37 2 7																							
21	Girls	13/u	100m Backstroke																							
			Reason for no points																							
			1:18.55 4 5 1:21.19 5 4 1:22.75 8 1 1:15.61 2 7 1:16.44 3 6 1:22.38 6 3 1:22.60 7 2 1:12.85 1 8																							
22	Boys	13/u	100m Backstroke																							
			Reason for no points																							
			1:15.59 7 2 1:12.37 3 6 1:12.03 2 7 1:13.52 5 4 1:26.93 8 1 1:13.38 4 5 1:13.66 6 3 1:10.79 1 8																							
23	Boys	14/u	100m Butterfly																							
			Reason for no points																							
			1:08.27 2 7 1:23.11 8 1 1:14.87 5 4 1:08.95 3 6 1:17.35 6 3 1:18.60 7 2 1:10.89 4 5 1:03.36 1 8																							

NASL.2018			National Arena Swimming League																							
  			League				Division				Round				Bate Number											
			South				Div 2 West				1				2											
Venue			Wychcombe Leisure Centre																							
Date			13/10/18																							
License number			3SE182189																							
LANE 1			LANE 2			LANE 3			LANE 4			LANE 5			LANE 6			LANE 7			LANE 8					
City of Oxford B			Wychcombe District C			Eastleigh SC			Guildford City C			Atton & District SC			Haslemere SC			Chichester Cormorants			Swim Bournemouth					
PLACE <b>3</b>			PLACE <b>4</b>			PLACE <b>6</b>			PLACE <b>2</b>			PLACE <b>5</b>			PLACE <b>7</b>			PLACE <b>8</b>			PLACE <b>1</b>					
POINTS <b>299</b>			POINTS <b>196</b>			POINTS <b>171</b>			POINTS <b>320</b>			POINTS <b>176</b>			POINTS <b>157</b>			POINTS <b>113</b>			POINTS <b>347</b>					
EVENTS			TIME		PLACE		TIME		PLACE		TIME		PLACE		TIME		PLACE		TIME		PLACE					
23	Girls	15/u	Ayanna Fulga			Katie Crowhurst			Amy Williams			Genevieve Moller-Butcher			Lucy Steiner			Jemima Bowen			Jessica Rayner			Ella Chown		
Reason for no points																										
24	Boys	15/u	1:04.30	1	8	1:09.72	4	5	1:12.14	6	3	1:04.77	2	7	1:10.34	5	4	0:00.00			1:15.81	7	2	1:05.65	3	8
Reason for no points																										
25	Ladies	Open	1:08.53			1:10.56			1:08.96			1:08.10			1:08.56			1:15.77			1:20.74			1:09.82		
Reason for no points																										
26	Mens	Open	1:02.00			1:01.01			1:05.60			1:02.15			1:11.26			1:02.71			1:08.06			1:05.56		
Reason for no points																										
27	Girls	10/11 Years	0:43.97	3	6	0:45.26	4	5	0:56.62	7	2	0:42.29	2	7	0:47.76	6	3	0:45.84	5	4	0:00.00			0:39.81	1	8
Reason for no points																										
28	Boys	10/11 Years	0:43.99	1	8	0:47.40	6	3	0:47.38	5	4	0:45.98	4	5	0:49.73	7	2	0:45.68	3	6	0:50.95	8	1	0:44.03	2	7
Reason for no points																										
29	Girls	13/u	1:20.25			1:21.76			1:23.60			1:13.26			1:17.91			1:18.61			0:00.00			1:12.54		
Reason for no points																										
30	Boys	13/u	1:12.13	1	8	1:26.20	6	3	1:15.74	6	4	1:12.25	2	7	1:37.11	8	1	1:15.33	4	5	1:28.37	7	2	1:13.11	3	8
Reason for no points																										
31	Girls	15/u	1:01.83			1:06.16			1:05.41			1:03.09			1:03.38			1:05.37			1:11.13			0:59.24		
Reason for no points																										
32	Boys	15/u	0:59.77	4	5	1:03.05	7	2	1:02.53	6	3	0:58.83	3	6	0:57.78	1	8	0:00.00			1:00.33	5	4	0:58.76	2	7
Reason for no points																										
33	Ladies	Open	1:19.49			1:21.77			1:16.09			1:15.80			1:27.02			1:28.16			0:00.00			1:14.58		
Reason for no points																										
34	Mens	Open	1:08.64			1:06.01			1:17.05			1:07.23			1:17.46			1:21.42			1:12.63			1:09.32		
Reason for no points																										
35	Girls	10/11 Years	0:34.15			0:36.85			0:40.94			0:33.69			0:38.95			0:35.46			0:37.59			0:31.37		
Reason for no points																										
36	Boys	10/11 Years	0:35.28	3	6	0:38.12	8	1	0:38.05	7	2	0:35.57	4	5	0:36.46	6	3	0:36.15	5	4	0:31.72	2	7	0:30.39	1	8
Reason for no points																										
37	Girls	13/u	1:08.81			1:07.30			1:11.20			1:05.68			1:09.04			1:06.51			1:10.09			1:05.53		
Reason for no points																										
38	Boys	13/u	1:06.73			1:05.38			1:06.47			1:02.53			1:09.74			1:10.56			1:07.70			1:02.65		
Reason for no points																										
39	Girls	15/u	1:16.66			1:22.65			1:25.10			1:22.48			1:28.74			1:26.91			1:26.61			1:13.94		
Reason for no points																										
40	Boys	15/u	1:11.26			1:21.82			1:17.46			1:16.73			1:17.58			1:26.65			1:31.96			1:11.85		
Reason for no points																										
41	Ladies	Open	1:00.37			1:03.30			1:01.26			1:00.08			1:03.40			1:05.26			1:05.20			1:02.92		
Reason for no points																										
42	Mens	Open	0:55.59			0:54.24			0:55.54			0:55.30			0:55.10			0:57.19			1:00.99			0:54.36		
Reason for no points																										

NASL.2018		National Arena Swimming League																											
  		League				Division				Round				Sain Number															
		South				Div 2 West				1				2															
DEFAULT POINTS TOTALS		DOA, TIES ETC WILL CHANGE THESE FIGURES																											
8 LANE 1800 7 LANE 1400		OVERALL POINTS TOTAL																											
		1779																											
EVENTS		TIME		PLACE		POINTS		TIME		PLACE		POINTS		TIME		PLACE		POINTS											
43	Girls	9 /11 Years	4 x 50m Medley Relay		2:45.07	3	6	2:51.01	5	4	0:00.00		2:36.99	2	7	3:15.17	6	3	2:46.84	4	5	0:00.00		2:26.31	1	8			
			Reason for no points						6.4								DNS												
44	Boys	9 /11 Years	4 x 50m Medley Relay		2:42.33	2	7	3:04.82	6	3	2:55.73	4	5	2:47.33	3	6	2:58.68	5	4	0:00.00		9.2		10.11		2:30.62	1	8	
			Reason for no points																										
45	Girls	13/u	4 x 50m Freestyle Relay		2:07.95	4	5	2:09.12	5	4	2:14.83	6	3	2:04.70	2	7	2:07.42	3	6	2:18.58	8	1	2:17.09	7	2	2:03.52	1	8	
			Reason for no points																										
46	Boys	13/u	4 x 50m Freestyle Relay		2:03.87	4	5	2:04.63	5	4	2:02.10	3	6	2:02.01	2	7	2:24.39	8	1	2:07.68	7	2	2:07.67	6	3	1:56.00	1	8	
			Reason for no points																										
47	Girls	15/u	4 x 50m Medley Relay		2:05.27	1	8	2:16.22	4	5	2:18.28	6	3	2:10.11	3	6	2:18.45	7	2	0:00.00		7.5		2:17.52	5	4	2:06.38	2	7
			Reason for no points																										
48	Boys	15/u	4 x 50m Medley Relay		1:58.96	1	8	2:14.45	7	2	2:09.76	5	4	2:05.78	3	6	2:09.38	4	5	2:16.89	8	1	2:14.06	6	3	2:03.14	2	7	
			Reason for no points																										
49	Ladies	Open	6 x 50m Freestyle Relay		2:54.52	2	7	3:01.84	6	3	2:59.63	5	4	2:50.95	1	8	2:58.79	4	5	3:02.89	7	2	3:11.25	8	1	2:57.62	3	6	
			Reason for no points																										
50	Mens	Open	6 x 50m Freestyle Relay		2:35.74	3	6	2:34.36	2	7	2:43.27	6	3	2:33.41	1	8	2:40.90	5	4	2:43.88	7	2	2:44.38	8	1	2:37.87	4	5	
			Reason for no points																										
<b>TOTALS OF ALL PLACES PER CLUB</b>			1st	10	1st	4	1st		1st	9	1st	1	1st		1st		1st		1st		1st		1st		1st	26			
			2nd	13	2nd	2	2nd	2	2nd	17	2nd	3	2nd	2	2nd	1	2nd	10											
			3rd	12	3rd	4	3rd	6	3rd	14	3rd	6	3rd	4	3rd	4	3rd	4											
			4th	7	4th	7	4th	6	4th	7	4th	5	4th	9	4th	3	4th	6											
			5th	4	5th	13	5th	10	5th	2	5th	6	5th	7	5th	5	5th	3											
			6th	1	6th	8	6th	11	6th		6th	12	6th	6	6th	11	6th	1											
			7th	1	7th	4	7th	6	7th	1	7th	10	7th	11	7th	14	7th												
			8th		8th	7	8th	6	8th		8th	6	8th	6	8th	10	8th												
POINTS AT EVENT 10		City of Oxford B		Wycombe District C		Eastleigh SC		Guildford City C		Alton & District SC		Haslemere SC		Chichester Cormorants		Swim Bourne-mouth													
POINTS AT EVENT 18		53		35		36		61		33		40		24		71													
POINTS AT EVENT 26		103		66		59		111		64		71		44		122													
POINTS AT EVENT 34		153		98		88		161		91		95		65		175													
POINTS AT EVENT 42		202		128		115		213		121		122		77		232													
POINTS AT EVENT 42		247		164		143		265		146		144		99		290													