










NASL.2018		National Arena Swimming League																																										
  		League				Division				Round				Date																														
		South				Two West				1				13/10/18																														
Venue		Fleet				Date				License number																																		
LANE 1		LANE 2		LANE 3		LANE 4		LANE 5		LANE 6		LANE 7		LANE 8																														
West Wight		Godalming		Farnham		Rushmoor Ryl		Hart		Chesham		Wey Valley SC		Kidlington																														
DEFAULT POINTS TOTALS		OVERALL POINTS TOTAL																																										
8 LANE 1800 7 LANE 1400		1781																																										
EVENTS		TIME	PLAC	PTS	TIME	PLAC	PTS	TIME	PLAC	PTS	TIME	PLAC	PTS	TIME	PLAC	PTS	TIME	PLAC	PTS	TIME	PLAC	PTS																						
1	Ladies	Open	200m																																									
			2:24.40	1	8	2:37.22	6	3	2:31.20	2	7	2:32.54	3	6	2:35.21	5	4	2:34.14	4	5	2:49.52	7	2	0:00.00																				
			Individual Medley		Charlotte James		Noelle Sharma		Jennifer Holland		Ella Hamilton		Stephanie Roberts		Mirabelle Waters		Naila Farage-O'Reilly		Elle Broome		10.2																							
Reason for no points																																												
2	Mens	Open	200m																																									
			2:27.26	5	4	2:27.32	6	3	2:20.03	2	7	2:23.56	3	6	2:27.43	7	2	2:10.96	1	8	2:29.43	8	1	2:24.25	4	5																		
			Individual Medley		Luke Oakley		Daniel Horridge		Elliot Morpuss		Aidan Gill		Ben Walton		Luke Ibbeson		Matthew Danton		Ian Surrage																									
Reason for no points																																												
3	Girls	9/11 Years	4 x 50m Freestyle Relay																																									
			0:00.00			2:36.08	6	3	2:25.90	4	5	2:18.99	2	7	0:00.00			2:17.84	1	8	2:26.16	5	4	2:22.53	3	6																		
Reason for no points																																												
4	Boys	9/11 Years	4 x 50m Freestyle Relay																																									
			2:38.17	7	2	2:24.80	3	6	2:36.37	6	3	0:00.00			2:16.27	1	8	2:35.94	5	4	2:23.13	2	7	2:27.89	4	5																		
Reason for no points																																												
5	Girls	13/u	4 x 50m Medley Relay																																									
			2:53.20	7	2	0:00.00			2:23.86	4	5	2:23.48	3	6	2:11.11	1	8	2:20.16	2	7	2:32.70	6	3	2:32.67	5	4																		
Reason for no points																																												
6	Boys	13/u	4 x 50m Medley Relay																																									
			2:32.93	6	3	2:24.39	5	4	2:23.89	4	5	2:20.24	1	8	2:20.50	2	7	2:33.24	7	2	2:22.46	3	6	2:35.09	8	1																		
Reason for no points																																												
7	Girls	15/u	4 x 50m Freestyle Relay																																									
			2:02.56	6	3	2:02.34	5	4	2:01.47	2	7	2:01.96	4	5	2:00.04	1	8	2:01.61	3	6	2:07.96	7	2	0:00.00																				
Reason for no points																																												
8	Boys	15/u	4 x 50m Freestyle Relay																																									
			1:55.29	6	3	1:51.19	2	7	1:54.99	4	5	1:55.10	5	4	1:55.93	7	2	1:51.13	1	8	1:53.65	3	6	1:57.06	8	1																		
Reason for no points																																												
9	Ladies	Open	4 x 50m Medley Relay																																									
			2:08.62	2	7	2:18.84	6	3	2:12.39	3	6	2:21.78	7	2	2:06.32	1	8	2:13.76	4	5	2:22.03	8	1	2:15.14	5	4																		
Reason for no points																																												
10	Mens	Open	4 x 50m Medley Relay																																									
			1:54.42	3	6	1:55.24	4	5	2:04.67	8	1	2:00.10	6	3	1:54.11	2	7	1:58.50	5	4	2:01.38	7	2	1:51.16	1	8																		
Reason for no points																																												
11	Girls	10/11 Years	50m Backstroke																																									
			0:00.00			0:45.53	7	2	0:44.11	6	3	0:37.76	2	7	0:36.59	1	8	0:38.89	3	6	0:40.11	4	5	0:40.35	5	4																		
Reason for no points																																												
12	Boys	10/11 Years	50m Backstroke																																									
			0:45.98	7	2	0:42.13	4	5	0:43.96	6	3	0:40.47	3	6	0:39.33	2	7	0:43.89	5	4	0:38.86	1	8	0:47.42	8	1																		
Reason for no points																																												
13	Girls	13/u	100m Breaststroke																																									
			1:32.54	5	4	1:36.71	7	2	1:31.82	4	5	1:23.55	2	7	1:20.03	1	8	1:27.03	3	6	1:33.91	6	3	1:37.14	8	1																		
Reason for no points																																												
14	Boys	13/u	100m Breaststroke																																									
			1:27.27	2	7	1:37.03	6	3	1:32.14	4	5	1:30.43	3	6	1:27.16	1	8	1:43.07	7	2	1:33.65	5	4	0:00.00																				
Reason for no points																																												
15	Girls	15/u	100m Backstroke																																									
			1:13.98	5	4	1:17.18	6	3	1:12.85	2	7	1:13.54	4	5	1:13.09	3	6	1:09.72	1	8	1:17.85	7	2	1:20.73	8	1																		
Reason for no points																																												
16	Boys	15/u	100m Backstroke																																									
			1:14.12	5	4	1:14.08	4	5	1:10.61	2	7	1:13.19	3	6	1:17.20	8	1	1:02.25	1	8	1:15.52	7	2	1:14.89	6	3																		
Reason for no points																																												
17	Ladies	Open	100m Butterfly																																									
			1:09.40	1	8	1:25.72	7	2	1:14.02	3	6	1:14.14	4	5	1:11.18	2	7	1:19.36	5	4	1:19.75	6	3	0:00.00																				
Reason for no points																																												
18	Mens	Open	100m Butterfly																																									
			1:03.91	6	3	1:02.95	5	4	1:01.22	2	7	1:01.43	3	6	1:01.03	1	8	1:07.07	8	1	1:06.16	7	2	1:02.80	4	5																		
Reason for no points																																												
19	Girls	10/11 Years	50m Butterfly																																									
			0:00.00			0:43.95	7	2	0:41.93	4	5	0:39.34	2	7	0:39.10	1	8	0:42.64	5	4	0:42.86	6	3	0:40.85	3	6																		
Reason for no points																																												
20	Boys	10/11 Years	50m Butterfly																																									
			0:45.17	6	3	0:47.04	7	2	0:48.30	8	1	0:43.32	5	4	0:36.73	1	8	0:42.56	4	5	0:37.16	2	7	0:41.06	3	6																		
Reason for no points																																												
21	Girls	13/u	100m Backstroke																																									
			1:31.18	8	1	1:25.84	7	2	1:17.49	4	5	1:21.02	5	4	1:11.19	1	8	1:15.71	3	6	1:22.60	6	3	1:15.54	2	7																		
Reason for no points																																												
22	Boys	13/u	100m Backstroke																																									
			1:10.98	1	8	1:17.57	4	5	1:17.43	3	6	1:20.02	7	2	1:17.64	5	4	1:19.29	6	3	1:14.73	2	7	1:24.37	8	1																		
Reason for no points																																												
100m Butterfly																																												
1:21.95																						4	5	1:23.23	7	2	1:11.65	1	8	1:16.81	2	7	1:19.21	3	6	1:22.31	5	4	1:23.18	6	3	1:37.11	8	1

NASL.2018			National Arena Swimming League																							
  			League				Division				Round				Date											
			South				Two West				1				13/10/18											
Venue			Fleet				Date				License number															
			13/10/18				38E182188																			
LANE 1			LANE 2			LANE 3			LANE 4			LANE 5			LANE 6			LANE 7			LANE 8					
West Wight			Godalming			Farnham			Rushmoor Ryl			Hart			Chesham			Wey Valley SC			Kidlington					
PLACE 8			PLACE 5			PLACE 3			PLACE 2			PLACE 1			PLACE 4			PLACE 6			PLACE 7					
POINTS 184			POINTS 189			POINTS 237			POINTS 250			POINTS 318			POINTS 230			POINTS 187			POINTS 186					
EVENTS			TIME			TIME			TIME			TIME			TIME			TIME			TIME					
23	Girls	15/u	Kelsey Critchley			Lily Horner			Amy Strobe			Effie Carter			Bethan White			Katie Repper			Elysha Din			Amy Neale		
Reason for no points																										
24	Boys	15/u	1:15.96 7 2			1:13.18 5 4			1:05.80 1 8			1:13.42 6 3			1:07.77 2 7			1:09.79 4 5			1:21.54 8 1			1:09.08 3 6		
Reason for no points																										
25	Ladies	Open	1:09.42 3 6			1:18.48 7 2			1:12.07 5 4			1:17.30 6 3			1:05.60 1 8			1:05.79 2 7			1:18.69 8 1			1:11.87 4 5		
Reason for no points																										
26	Mens	Open	1:09.66 7 2			1:06.28 5 4			1:06.65 6 3			1:05.73 3 6			1:10.24 8 1			1:03.09 2 7			1:06.15 4 5			1:02.41 1 8		
Reason for no points																										
27	Girls	10/11 Years	0:48.97 6 3			0:49.09 7 2			0:49.09 7 2			0:44.62 2 7			0:41.81 1 8			0:48.78 5 4			0:46.61 3 6			0:48.05 4 5		
Reason for no points																										
28	Boys	10/11 Years	0:51.86 6 3			0:48.94 5 4			0:56.67 8 1			0:46.73 4 5			0:45.32 2 7			0:56.10 7 2			0:45.40 3 6			0:42.30 1 8		
Reason for no points																										
29	Girls	13/u	0:00.00			1:39.31 7 2			1:19.98 3 6			1:32.28 6 3			1:16.53 1 8			1:22.04 4 5			1:31.13 5 4			1:18.00 2 7		
Reason for no points																										
30	Boys	13/u	1:29.27 4 5			1:23.92 3 6			0:00.00			1:30.04 5 4			1:15.95 1 8			1:35.05 7 2			1:17.76 2 7			1:33.04 6 3		
Reason for no points																										
31	Girls	15/u	1:07.63 5 4			1:08.54 6 3			1:05.23 1 8			1:06.24 3 6			1:07.03 4 5			1:05.41 2 7			1:10.64 8 1			1:08.69 7 2		
Reason for no points																										
32	Boys	15/u	1:01.11 3 6			1:03.22 5 4			1:02.72 4 5			1:00.29 1 8			1:00.92 2 7			1:03.23 6 3			1:04.33 7 2			1:04.49 8 1		
Reason for no points																										
33	Ladies	Open	1:15.63 2 7			1:23.22 5 4			1:15.14 1 8			1:20.38 3 6			1:21.02 4 5			1:31.05 8 1			1:28.86 7 2			1:23.58 6 3		
Reason for no points																										
34	Mens	Open	1:12.87 4 5			1:10.93 3 6			1:19.40 7 2			1:13.02 5 4			1:08.34 2 7			1:18.10 6 3			1:21.50 8 1			1:06.55 1 8		
Reason for no points																										
35	Girls	10/11 Years	0:36.25 8 1			0:35.19 6 3			0:36.15 7 2			0:34.39 3 6			0:34.51 4 5			0:32.75 1 8			0:33.87 2 7			0:34.82 5 4		
Reason for no points																										
36	Boys	10/11 Years	0:33.10 1 8			0:36.59 3 6			0:36.59 4 5			0:38.53 7 2			0:34.27 2 7			0:40.47 8 1			0:37.43 5 4			0:38.38 6 3		
Reason for no points																										
37	Girls	13/u	1:19.86 8 1			1:17.18 6 3			1:09.72 3 6			1:14.99 5 4			1:04.71 1 8			1:05.48 2 7			1:18.03 7 2			1:14.88 4 5		
Reason for no points																										
38	Boys	13/u	1:12.50 7 2			1:07.94 3 6			1:12.01 6 3			1:10.44 5 4			1:05.84 1 8			1:08.09 4 5			1:06.25 2 7			0:00.00		
Reason for no points																										
39	Girls	15/u	1:36.74 8 1			1:17.99 1 8			1:24.96 5 4			1:20.70 2 7			1:24.27 4 5			1:28.55 8 3			1:31.33 7 2			1:23.85 3 6		
Reason for no points																										
40	Boys	15/u	1:24.29 5 4			1:16.69 1 8			1:17.66 3 6			1:16.73 2 7			1:29.65 7 2			1:30.57 8 1			1:22.26 4 5			1:26.83 6 3		
Reason for no points																										
41	Ladies	Open	1:05.97 3 6			1:06.08 4 5			1:02.84 1 8			1:07.03 5 4			1:03.88 2 7			1:07.58 7 2			1:07.19 6 3			1:07.74 8 1		
Reason for no points																										
42	Mens	Open	0:53.80 2 7			0:56.92 4 5			0:56.95 6 3			0:56.92 4 5			0:53.26 1 8			1:03.87 8 1			0:57.70 7 2			0:55.46 3 6		
Reason for no points																										

NASL.2018			National Arena Swimming League																								
  			League South				Division Two West				Round 1				Bain Number 1												
			Venue Fleet																								
DEFAULT POINTS TOTALS 8 LANE 1800 7 LANE 1400			OVERALL POINTS TOTAL 1781																								
EVENTS			TIME	LANE	PLACES	TIME	LANE	PLACES	TIME	LANE	PLACES	TIME	LANE	PLACES	TIME	LANE	PLACES	TIME	LANE	PLACES	TIME	LANE	PLACES				
43	Girls	9 /11 Years	4 x 50m Medley Relay	0:00.00			3:06.56	7	2	2:57.69	6	3	2:40.36	2	7	2:37.79	1	8	2:45.79	3	6	2:51.47	5	4	2:50.83	4	5
Reason for no points			ndns																								
44	Boys	9 /11 Years	4 x 50m Medley Relay	3:14.09	7	2	3:07.86	5	4	3:09.44	6	3	0:00.00			2:41.43	2	7	3:01.76	4	5	2:41.22	1	8	2:58.08	3	6
Reason for no points			10.11																								
45	Girls	13/u	4 x 50m Freestyle Relay	2:32.22	8	1	2:21.16	7	2	2:08.76	3	6	2:10.38	4	5	2:03.09	2	7	2:02.28	1	8	2:17.19	5	4	2:18.26	6	3
Reason for no points																											
46	Boys	13/u	4 x 50m Freestyle Relay	2:13.26	6	3	2:08.75	4	5	2:09.32	5	4	2:03.72	2	7	2:03.64	1	8	2:14.19	7	2	2:05.88	3	6	0:00.00		
Reason for no points			10.11																								
47	Girls	15/u	4 x 50m Medley Relay	2:24.37	6	3	2:19.38	4	5	2:18.15	3	6	2:13.36	2	7	2:12.94	1	8	0:00.00			2:31.02	7	2	2:21.79	5	4
Reason for no points			4.4																								
48	Boys	15/u	4 x 50m Medley Relay	2:20.27	8	1	2:09.81	3	6	2:08.98	2	7	2:11.53	4	5	2:15.33	7	2	2:06.80	1	8	2:15.10	6	3	2:12.49	5	4
Reason for no points																											
49	Ladies	Open	6 x 50m Freestyle Relay	2:58.99	2	7	3:05.77	6	3	3:01.19	4	5	3:08.56	8	1	2:54.48	1	8	2:59.87	3	6	3:07.60	7	2	3:05.31	5	4
Reason for no points																											
50	Mens	Open	6 x 50m Freestyle Relay	2:36.26	2	7	0:00.00			0:00.00			2:39.41	4	5	2:32.47	1	8	2:44.75	6	3	2:39.89	5	4	2:36.58	3	6
Reason for no points			16.4 10.11																								
TOTALS OF ALL PLACES PER CLUB			1st	4	1st	2	1st	5	1st	2	1st	23	1st	8	1st	2	1st	4									
			2nd	6	2nd	1	2nd	7	2nd	11	2nd	12	2nd	5	2nd	6	2nd	2									
			3rd	4	3rd	6	3rd	8	3rd	11	3rd	2	3rd	6	3rd	5	3rd	8									
			4th	3	4th	8	4th	11	4th	8	4th	4	4th	7	4th	3	4th	7									
			5th	6	5th	9	5th	3	5th	8	5th	2	5th	7	5th	7	5th	7									
			6th	9	6th	10	6th	8	6th	4	6th		6th	5	6th	8	6th	6									
			7th	7	7th	12	7th	3	7th	3	7th	4	7th	6	7th	13	7th	1									
			8th	6	8th		8th	3	8th	1	8th	2	8th	5	8th	6	8th	9									
			West Wight	Godalming	Farnham	Rushmoor Ryl	Hart	Chesham	Wey Valley SC	Kidlington																	
POINTS AT EVENT 10			38	38	51	47	54	57	34	34																	
POINTS AT EVENT 18			70	64	94	95	107	96	63	49																	
POINTS AT EVENT 26			97	87	134	131	157	137	93	89																	
POINTS AT EVENT 34			130	118	166	174	212	164	122	126																	
POINTS AT EVENT 42			160	162	203	213	262	192	154	154																	