










NASL.2018 v3			National Arena Swimming League																							
  		League	WESTERN				Division				PREMIER				Round	3		Gala Number	1							
  		Venue	NEWPORT				NEWPORT				NEWPORT				Date	08/11/2018		License number								
DEFAULT POINTS TOTALS 8 LANE 1800 7 LANE 1400		DGL, TIES ETC WILL CHANGE THESE FIGURES																								
OVERALL POINTS TOTAL		PLACE	6		PLACE	5		PLACE	3		PLACE	1		PLACE	2		PLACE	4		PLACE	7		PLACE	8		
		POINTS	157		POINTS	217		POINTS	283		POINTS	301		POINTS	286		POINTS	277		POINTS	149		POINTS	126		
EVENTS			TIME	PLACE	POINTS	TIME	PLACE	POINTS	TIME	PLACE	POINTS	TIME	PLACE	POINTS	TIME	PLACE	POINTS	TIME	PLACE	POINTS	TIME	PLACE	POINTS	TIME	PLACE	POINTS
1	Ladies	Open	200m																							
			Individual Medley																							
			Reason for no points																							
2	Mens	Open	200m																							
			Individual Medley																							
			Reason for no points																							
3	Girls	9/11 Years	4 x 50m Freestyle Relay																							
			Reason for no points																							
4	Boys	9/11 Years	4 x 50m Freestyle Relay																							
			Reason for no points																							
5	Girls	13/u	4 x 50m Medley Relay																							
			Reason for no points																							
6	Boys	13/u	4 x 50m Medley Relay																							
			Reason for no points																							
7	Girls	15/u	4 x 50m Freestyle Relay																							
			Reason for no points																							
8	Boys	15/u	4 x 50m Freestyle Relay																							
			Reason for no points																							
9	Ladies	Open	4 x 50m Medley Relay																							
			Reason for no points																							
10	Mens	Open	4 x 50m Medley Relay																							
			Reason for no points																							
11	Girls	10/11 Years	50m Backstroke																							
			Reason for no points																							
12	Boys	10/11 Years	50m Backstroke																							
			Reason for no points																							
13	Girls	13/u	100m Breaststroke																							
			Reason for no points																							
14	Boys	13/u	100m Breaststroke																							
			Reason for no points																							
15	Girls	15/u	100m Backstroke																							
			Reason for no points																							
16	Boys	15/u	100m Backstroke																							
			Reason for no points																							
17	Ladies	Open	100m Butterfly																							
			Reason for no points																							
18	Mens	Open	100m Butterfly																							
			Reason for no points																							
19	Girls	10/11 Years	50m Butterfly																							
			Reason for no points																							
20	Boys	10/11 Years	50m Butterfly																							
			Reason for no points																							

NASL.2018 v3			National Arena Swimming League																											
League			WESTERN				Division				PREMIER				Round		Gala Number													
Venue			NEWPORT																											
Date			08/11/2018																											
License number			1																											
LANE			LANE				LANE				LANE				LANE				LANE											
Pool: Sc A Team			Swansea Aquatics				Mount Kelly Swimming				Plymouth Leander				City of Cardiff A				MILLFIELD				Exeter City Swimming Club				City of Bristol SC			
DEFAULT POINTS TOTALS			DGL, TIES ETC WILL CHANGE THESE FIGURES																											
OVERALL POINTS TOTAL			1796																											
8 LANE 1800																														
7 LANE 1400																														
EVENTS			TIME		PLACE		POINTS		TIME		PLACE		POINTS		TIME		PLACE		POINTS		TIME		PLACE		POINTS					
21	Girls	13/u	100m Backstroke																											
			1:15.91	8	1	1:13.15	7	2	1:08.44	2	7	1:06.97	1	8	1:08.87	4	5	1:08.85	3	6	1:10.24	6	3	1:09.85	5	4				
Reason for no points																														
22	Boys	13/u	100m Backstroke																											
			1:08.13	4	5	1:10.25	6	3	1:08.93	5	4	1:06.75	3	6	1:06.14	2	7	1:05.58	1	8	1:12.77	7	2	1:17.24	8	1				
Reason for no points																														
23	Girls	15/u	100m Butterfly																											
			1:08.05	7	2	1:03.70	3	6	1:04.32	4	5	1:00.16	1	8	1:02.43	2	7	1:05.62	5	4	1:09.02	8	1	1:07.87	6	3				
Reason for no points																														
24	Boys	15/u	100m Butterfly																											
			1:04.38	7	2	1:02.81	6	3	0:59.54	3	6	0:59.02	2	7	1:00.07	4	5	0:58.24	1	8	1:06.77	8	1	1:01.14	5	4				
Reason for no points																														
25	Ladies	Open	100m Backstroke																											
			1:07.88	8	1	1:05.73	7	2	1:01.23	1	8	1:03.16	4	5	1:03.93	6	3	1:02.50	3	6	1:03.71	5	4	1:02.30	2	7				
Reason for no points																														
26	Mens	Open	100m Backstroke																											
			1:00.25	7	2	0:54.62	2	7	0:55.41	3	6	0:55.51	4	5	0:58.75	6	3	0:53.18	1	8	0:57.98	5	4	1:01.96	8	1				
Reason for no points																														
27	Girls	10/11 Years	50m Breaststroke																											
			0:47.41	7	2	0:43.16	6	3	0:38.88	2	7	0:37.85	1	8	0:40.43	3	6	0:42.03	5	4	0:40.68	4	5	0:48.03	8	1				
Reason for no points																														
28	Boys	10/11 Years	50m Breaststroke																											
			0:38.59	1	8	0:45.45	7	2	0:41.39	3	6	0:43.57	5	4	0:40.23	2	7	0:43.59	6	3	0:42.03	4	5	0:46.72	8	1				
Reason for no points																														
29	Girls	13/u	100m Butterfly																											
			1:13.17	8	1	1:06.41	1	8	1:12.50	7	2	1:10.06	4	5	1:07.87	2	7	1:11.07	5	4	1:08.56	3	6	1:11.13	6	3				
Reason for no points																														
30	Boys	13/u	100m Butterfly																											
			1:05.28	3	6	1:10.98	7	2	1:05.33	4	5	1:01.21	1	8	1:04.02	2	7	1:08.35	5	4	1:09.28	6	3	1:15.72	8	1				
Reason for no points																														
31	Girls	15/u	100m Freestyle																											
			1:00.65	7	2	1:00.65	7	2	0:58.29	2	7	0:57.37	1	8	0:59.59	5	4	0:59.30	4	5	0:58.81	3	6	1:00.51	6	3				
Reason for no points																														
32	Boys	15/u	100m Freestyle																											
			0:55.72	6	3	0:54.94	3	6	0:53.87	1	8	0:55.18	4	5	0:55.69	5	4	0:54.01	2	7	1:02.21	8	1	0:55.85	7	2				
Reason for no points																														
33	Ladies	Open	100m Breaststroke																											
			1:14.60	6	3	1:13.58	4	5	1:09.33	1	8	1:10.53	3	6	1:14.17	5	4	1:10.36	2	7	1:18.47	8	1	1:15.69	7	2				
Reason for no points																														
34	Mens	Open	100m Breaststroke																											
			1:08.14	7	2	1:01.29	1	8	1:03.71	4	5	1:01.35	2	7	1:02.50	3	6	1:04.70	5	4	1:09.64	8	1	1:04.81	6	3				
Reason for no points																														
35	Girls	10/11 Years	50m Freestyle																											
			0:33.66	7	2	0:32.23	4	5	0:31.52	3	6	0:33.19	6	3	0:29.17	1	8	0:32.27	5	4	0:30.37	2	7	0:34.43	8	1				
Reason for no points																														
36	Boys	10/11 Years	50m Freestyle																											
			0:29.60	1	8	0:34.56	8	1	0:31.50	6	3	0:31.01	4	5	0:30.67	3	6	0:30.61	2	7	0:32.25	7	2	0:31.21	5	4				
Reason for no points																														
37	Girls	13/u	100m Freestyle																											
			1:01.87	3	6	0:59.55	1	8	1:03.28	8	1	1:02.48	6	3	1:01.73	2	7	1:02.97	7	2	1:01.90	4	5	1:02.04	5	4				
Reason for no points																														
100m Freestyle			1:00.42	4	5	1:02.08	6	3	1:00.66	5	4	0:58.92	2	7	0:58.61	1	8	0:59.41	3	6	1:03.08	7	2	1:07.90	8	1				

NASL.2018 v3			National Arena Swimming League																							
  			League <b>WESTERN</b>				Division <b>NEWPORT</b>				Premier <b>PREMIER</b>				Round <b>3</b>				Gala Number <b>1</b>							
			Venue <b>NEWPORT</b>								Date <b>08/11/2018</b>								License number							
DEFAULT POINTS TOTALS			8 LANE 1800			7 LANE 1400			OVERALL POINTS TOTAL																	
									<b>1796</b>																	
EVENTS			TIME	PLACE	POINTS	TIME	PLACE	POINTS	TIME	PLACE	POINTS	TIME	PLACE	POINTS	TIME	PLACE	POINTS	TIME	PLACE	POINTS	TIME	PLACE	POINTS	TIME	PLACE	POINTS
38	Boys	13/u	Reason for no points																							
39	Girls	15/u	Reason for no points																							
39	Girls	15/u	1:17.18	5	4	1:20.80	7	2	1:12.10	1	8	1:12.82	2	7	1:14.51	4	5	0:00.00			1:14.33	3	6	1:17.65	6	3
40	Boys	15/u	Reason for no points																							
40	Boys	15/u	0:00.00			1:07.06	2	7	1:07.33	3	6	1:11.11	5	4	1:13.61	7	2	1:04.71	1	8	1:12.67	6	3	1:08.79	4	5
41	Ladies	Open	Reason for no points																							
41	Ladies	Open	0:58.55	6	3	0:58.35	5	4	0:56.43	2	7	0:56.41	1	8	0:56.65	3	6	0:58.05	4	5	1:00.63	8	1	1:00.17	7	2
42	Mens	Open	Reason for no points																							
42	Mens	Open	0:54.10	7	2	0:50.62	2	7	0:00.00			0:51.12	3	6	0:51.60	4	5	0:50.17	1	8	0:53.09	5	4	0:53.19	6	3
43	Girls	9/11 Years	Reason for no points																							
43	Girls	9/11 Years	2:35.71	7	2	2:27.02	4	5	2:22.82	2	7	2:23.14	3	6	2:21.94	1	8	2:33.38	6	3	2:27.86	5	4	2:51.71	8	1
44	Boys	9/11 Years	Reason for no points																							
44	Boys	9/11 Years	0:00.00			2:46.14	7	2	2:37.03	6	3	2:23.71	2	7	2:25.89	3	6	2:22.59	1	8	2:33.04	4	5	2:36.57	5	4
45	Girls	13/u	Reason for no points																							
45	Girls	13/u	2:01.21	8	1	1:56.18	3	6	1:56.82	4	5	1:56.92	5	4	1:53.73	1	8	1:55.66	2	7	1:59.00	6	3	2:01.07	7	2
46	Boys	13/u	Reason for no points																							
46	Boys	13/u	1:49.98	4	5	1:56.42	6	3	1:49.77	3	6	1:52.53	5	4	1:47.23	1	8	1:47.98	2	7	2:01.06	7	2	2:13.94	8	1
47	Girls	15/u	Reason for no points																							
47	Girls	15/u	2:08.02	6	3	2:06.75	5	4	1:58.21	2	7	1:56.52	1	8	2:00.26	3	6	2:00.76	4	5	2:09.03	8	1	2:08.82	7	2
48	Boys	15/u	Reason for no points																							
48	Boys	15/u	1:54.74	6	3	1:54.01	5	4	1:49.77	2	7	1:51.88	3	6	1:56.11	7	2	1:48.42	1	8	2:02.70	8	1	1:53.88	4	5
49	Ladies	Open	Reason for no points																							
49	Ladies	Open	2:46.04	5	4	2:47.14	6	3	2:38.21	1	8	2:39.46	3	6	2:39.28	2	7	2:43.35	4	5	2:50.27	7	2	2:51.69	8	1
50	Mens	Open	Reason for no points																							
50	Mens	Open	2:30.39	7	2	2:18.90	1	8	2:23.69	5	4	2:20.85	2	7	2:22.83	4	5	2:21.89	3	6	2:26.09	6	3	2:30.93	8	1
<b>TOTALS OF ALL PLACES PER CLUB</b>			1st	2	1st	6	1st	9	1st	13	1st	9	1st	11	1st		1st									
			2nd	2	2nd	4	2nd	12	2nd	10	2nd	11	2nd	8	2nd	2	2nd	1								
			3rd	3	3rd	5	3rd	9	3rd	10	3rd	11	3rd	7	3rd	4	3rd	1								
			4th	7	4th	8	4th	7	4th	6	4th	6	4th	8	4th	5	4th	3								
			5th	5	5th	5	5th	5	5th	7	5th	6	5th	6	5th	8	5th	8								
			6th	6	6th	10	6th	5	6th	2	6th	3	6th	5	6th	10	6th	9								
			7th	14	7th	9	7th	1	7th	1	7th	4	7th	2	7th	10	7th	11								
			8th	8	8th	3	8th	1	8th	1	8th		8th		8th	12	8th	17								
						Poole Sc A Team	Swansea Aquatics	Mount Kelly Swimming	Plymouth Leander	City of Cardiff A	MILLFIELD	Exeter City Swimming Club	City of Bristol SC													
POINTS AT EVENT 10			28	43	66	62	54	60	29	18																
POINTS AT EVENT 18			53	80	111	110	100	104	46	43																
POINTS AT EVENT 26			80	109	153	159	144	150	70	70																
POINTS AT EVENT 34			107	145	201	210	189	188	98	86																
POINTS AT EVENT 42			137	182	236	253	236	228	128	109																