










NASL.2017.V5			National Arena Swimming League																															
  			League Western						Division 1						Round 3						Gala Number 2													
			Venue Newport												Date 08/12/2018												License number							
DEFAULT POINTS TOTALS			DGL TIES ETC WILL CHANGE THESE FIGURES																															
OVERALL POINTS TOTAL			LANE West Dorset		LANE Severnside		LANE Newton Abbot		LANE City of Newport		LANE Torfaen		LANE Street and District SC		LANE Seagulls		LANE Paignton																	
8 LANE 1800 7 LANE 1400			PLACE 7		PLACE 5		PLACE 4		PLACE 1		PLACE 2		PLACE 3		PLACE 6		PLACE 8																	
			POINTS 164		POINTS 215		POINTS 222		POINTS 306		POINTS 293		POINTS 232		POINTS 205		POINTS 157																	
EVENTS			TIME	PLACE	POINTS	TIME	PLACE	POINTS	TIME	PLACE	POINTS	TIME	PLACE	POINTS	TIME	PLACE	POINTS	TIME	PLACE	POINTS	TIME	PLACE	POINTS	TIME	PLACE	POINTS								
1	Ladies	Open	200																															
			2:49.89		8	1	2:30.03		5	4	2:29.67		4	5	2:18.34		1	8	2:25.93		3	6	2:24.67		2	7	2:33.13		7	2	2:30.50		6	3
			Abigail Barnes		Jessica Part		Georgianna Thorn		Scarlet Major		Meggan Warrender		Kayleigh Parker		Amy Mills		EMMA BICKLEY																	
Reason for no points																																		
2	Mens	Open	200																															
			2:16.43		4	5	2:17.02		5	4	2:22.71		8	1	2:19.47		6	3	2:12.65		2	7	2:13.67		3	6	2:22.47		7	2	2:11.91		1	8
			Henry Wyrill		Alexander Seymour		Haydn Woolley		Jack Knight		Owen Richards		Herbie Hallett		Andrew Botros		KALON VEALE																	
Reason for no points																																		
3	Girls	9/11 Years	4 x 50m Freestyle Relay																															
			2:21.25		5	4	2:10.39		2	7	2:20.42		4	5	2:10.76		3	6	2:06.62		1	8	2:28.68		8	1	2:21.33		6	3	2:25.50		7	2
Reason for no points																																		
4	Boys	9/11 Years	4 x 50m Freestyle Relay																															
			2:23.03		7	2	2:06.89		1	8	2:24.99		8	1	2:19.00		5	4	2:14.91		3	6	2:17.20		4	5	2:11.76		2	7	2:20.95		6	3
Reason for no points																																		
5	Girls	13/u	4 x 50m Medley Relay																															
			2:20.70		5	4	2:22.98		6	3	2:19.36		4	5	2:10.71		2	7	2:09.00		1	8	2:14.96		3	6	2:27.91		8	1	2:23.92		7	2
Reason for no points																																		
6	Boys	13/u	4 x 50m Medley Relay																															
			2:17.26		5	4	2:20.25		6	3	2:15.61		4	5	2:05.92		1	8	2:12.09		2	7	2:15.41		3	6	2:21.51		7	2	2:25.82		8	1
Reason for no points																																		
7	Girls	15/u	4 x 50m Freestyle Relay																															
			2:00.58		6	3	1:57.17		3	6	1:58.69		5	4	1:51.80		1	8	1:53.99		2	7	1:57.37		4	5	2:03.81		7	2	2:03.96		8	1
Reason for no points																																		
8	Boys	15/u	4 x 50m Freestyle Relay																															
			1:46.59		3	6	1:51.65		7	2	1:48.75		4	5	1:46.46		2	7	1:55.93		8	1	1:49.63		5	4	1:44.80		1	8	1:51.40		6	3
Reason for no points																																		
9	Ladies	Open	4 x 50m Medley Relay																															
			2:19.45		8	1	2:08.46		4	5	2:10.85		6	3	2:02.40		2	7	2:00.56		1	8	2:04.13		3	6	2:12.41		7	2	2:09.31		5	4
Reason for no points																																		
10	Mens	Open	4 x 50m Medley Relay																															
			1:54.15		6	3	1:52.29		3	6	1:57.60		8	1	1:51.18		2	7	1:52.70		4	5	1:54.10		5	4	1:56.50		7	2	1:47.40		1	8
Reason for no points																																		
11	Girls	10/11 Years	50m Backstroke																															
			0:41.89		7	2	0:39.55		4	5	0:39.05		3	6	0:38.39		2	7	0:34.69		1	8	0:40.03		6	3	0:40.01		5	4	0:43.33		8	1
			Isabella Phillips		Caitlin Roberts		Bryony Hayward		Lucy Jones		Carys Croke		Lucy Williams		Bethany McWilliam		ISABELLA ASHFORD																	
Reason for no points																																		
12	Boys	10/11 Years	50m Backstroke																															
			0:41.42		6	3	0:37.64		4	5	0:39.22		5	4	0:36.79		1	8	0:37.58		3	6	0:42.89		7	2	0:36.98		2	7	0:43.29		8	1
			Samuel Ray		Alexander Collin		Charlie Dawson		Toby Preece		Charlie Southwood		Alfie Hawkins		Edward Bell		SAM COLE																	
Reason for no points																																		
13	Girls	13/U	100m Breaststroke																															
			1:29.86		7	2	1:28.41		5	4	1:25.94		4	5	1:16.82		1	8	1:20.89		3	6	1:18.57		2	7	1:33.52		8	1	1:29.56		6	3
			Grace Chafley		Jessica Hussey		Felicity Lamont-Tuckett		Emily Jones		Lili Illman		Ruby Varney		Zoe Cox		AMY HEXT																	
Reason for no points																																		
14	Boys	13/U	100m Breaststroke																															
			1:24.54		5	4	1:24.95		6	3	1:17.49		2	7	1:18.56		3	6	1:22.78		4	5	1:25.24		7	2	1:16.67		1	8	1:29.27		8	1
			Cory Baker		Ethan Courts		Jed Griffin		Evan Sellick		Dewi Rosser		Charlie Hill		Lawrence Elliott		FINNIGAN HADLEY																	
Reason for no points																																		
15	Girls	15/U	100m Backstroke																															
			1:07.64		3	6	1:13.84		6	3	1:10.04		4	5	1:04.41		1	8	1:06.64		2	7	1:11.19		5	4	1:20.17		7	2	1:22.45		8	1
			Lauren McRobbie		Jessica Part		Daisy Haslam-Ivens		Scarlet Major		Cerys Rosser		Erica Varney		Daisie Bullen		ISOBEL BROWN																	
Reason for no points																																		
16	Boys	15/U	100m Backstroke																															
			0:00.00				1:09.74		6	3	1:03.53		3	6	1:01.22		2	7	1:14.01		7	2	1:08.47		4	5	1:00.63		1	8	1:09.20		5	4
			Daniel Kingman		Ben Platt		Nathan Locke		Jack Knight		Evan Coulson		Toby Webster		Sonny Chamberlain-Hyde		HARRY JOINER																	
Reason for no points			6.4																															
17	Ladies	Open	100m Butterfly																															
			1:20.32		8	1	1:07.62		4	5	1:12.69		6	3	1:01.94		1	8	1:03.76		2	7	1:04.71		3	6	1:15.10		7	2	1:11.70		5	4
			Abigail Barnes		Nathalie Walsh		Ella Lamont-Tuckett		Megan Allison		Freya Watson		Kayleigh Parker		Abigail Richardson		JESSICA BICKLEY																	
Reason for no points																																		
18	Mens	Open	100m Butterfly																															
			1:06.36		7	2	1:02.64		6	3	0:00.00				1:02.39		5	4	0:58.39		1	8	1:00.16		2	7	1:01.97		4	5	1:01.91		3	6
			Henry Wyrill		Alexander Seymour		Paul Griffin		Connor Acland		Owen Richards		Jake Mowbray		Sam Small		ADAM REED																	
Reason for no points			4.4																															
19	Girls	10/11 Years	50m Butterfly																															
			0:35.22		1	8	0:39.32		5	4	0:37.68		2	7	0:38.78		4	5	0:00.00				0:40.06		6	3	0:38.77		3	6	0:43.22		7	2
			Nikita Miah		Eve Herbert-Jarvis		Bryony Hayward		Lucy Grant		Carys Croke		Lucy Williams		Bethany McWilliam		EMILY BISHOP																	
Reason for no points			4.4																															
20	Boys	10/11 Years	50m Butterfly																															
			0:40.58		8	1	0:34.40		1	8	0:36.77		2	7	0:39.21		7	2	0:37.28		5	4	0:37.24		4	5	0:37.00		3	6	0:38.14		6	3
			Benjamin Bradley		Jake Garrett		Henry Gascoyne		William Davies		James Newton		Kaleb Allom		Hughie Jackman-Jones		NATHAN APPS																	
Reason for no points																																		

NASL.2017.V5			National Arena Swimming League																							
  			League Western				Division 1				Round 3			Gala Number 2												
			Venue Newport												Date 08/12/2018			License number								
			LANE West Dorset		LANE Sevenside		LANE Newton Abbot		LANE City of Newport		LANE Torfaen		LANE Street and District SC		LANE Seagulls		LANE Paignton									
DEFAULT POINTS TOTALS 8 LANE 1800 7 LANE 1400			OVERALL POINTS TOTAL 1794																							
EVENTS			TIME	PLACE	POINTS	TIME	PLACE	POINTS	TIME	PLACE	POINTS	TIME	PLACE	POINTS	TIME	PLACE	POINTS	TIME	PLACE	POINTS	TIME	PLACE	POINTS			
21	Girls	13/u	100m Backstroke																							
			1:17.04	4	5	0:00.00			1:15.11	3	6	1:14.19	2	7	1:07.96	1	8	1:19.08	6	3	1:21.97	7	2	1:17.07	5	4
Reason for no points			4.4																							
22	Boys	13/u	100m Backstroke																							
			1:13.36	6	3	1:15.01	7	2	1:12.41	2	7	1:08.94	1	8	1:13.08	4	5	1:12.88	3	6	1:13.10	5	4	1:17.49	8	1
Reason for no points																										
23	Girls	15/u	100m Butterfly																							
			1:15.76	7	2	1:11.38	3	6	1:13.26	4	5	1:10.18	2	7	1:08.55	1	8	1:20.23	8	1	1:15.37	6	3	1:13.32	5	4
Reason for no points																										
24	Boys	15/u	100m Butterfly																							
			1:01.63	1	8	1:07.79	6	3	1:04.46	3	6	1:07.72	5	4	1:06.46	4	5	1:13.55	8	1	1:01.80	2	7	1:08.26	7	2
Reason for no points																										
25	Ladies	Open	100m Backstroke																							
			1:14.30	8	1	1:13.74	7	2	1:12.81	6	3	1:03.71	1	8	1:08.14	3	6	1:05.00	2	7	1:12.68	5	4	1:08.73	4	5
Reason for no points																										
26	Mens	Open	100m Backstroke																							
			1:00.63	4	5	1:00.20	2	7	1:04.96	7	2	1:06.93	8	1	1:00.22	3	6	1:02.05	6	3	1:01.49	5	4	0:56.40	1	8
Reason for no points																										
27	Girls	10/11 Years	50m Breaststroke																							
			0:44.60	2	7	0:44.93	5	4	0:43.20	1	8	0:45.52	6	3	0:44.69	3	6	0:48.62	7	2	0:44.74	4	5	0:51.45	8	1
Reason for no points																										
28	Boys	10/11 Years	50m Breaststroke																							
			0:48.92	8	1	0:43.14	3	6	0:48.11	6	3	0:48.13	7	2	0:46.12	5	4	0:40.16	1	8	0:41.78	2	7	0:45.83	4	5
Reason for no points																										
29	Girls	13/u	100m Butterfly																							
			1:15.09	6	3	1:18.99	7	2	1:13.62	4	5	1:13.57	3	6	1:09.62	1	8	1:13.56	2	7	1:13.93	5	4	1:32.22	8	1
Reason for no points																										
30	Boys	13/u	100m Butterfly																							
			1:17.31	6	3	1:12.17	3	6	1:15.83	4	5	1:08.41	2	7	1:06.57	1	8	1:16.64	5	4	1:18.13	7	2	1:25.13	8	1
Reason for no points																										
31	Girls	15/u	100m Freestyle																							
			0:00.00			1:01.10	3	6	1:05.39	5	4	0:59.27	1	8	0:59.84	2	7	1:03.54	4	5	1:09.01	7	2	1:07.88	6	3
Reason for no points			DNF																							
32	Boys	15/u	100m Freestyle																							
			0:55.92	2	7	0:57.64	3	6	1:01.14	6	3	0:58.05	4	5	1:02.04	7	2	0:59.77	5	4	0:55.14	1	8	1:02.54	8	1
Reason for no points																										
33	Ladies	Open	100m Breaststroke																							
			1:25.42	8	1	1:19.21	5	4	1:18.13	4	5	1:17.76	3	6	1:14.37	2	7	1:13.41	1	8	1:20.86	6	3	1:21.04	7	2
Reason for no points																										
34	Mens	Open	100m Breaststroke																							
			1:18.85	8	1	1:10.94	5	4	1:07.09	3	6	1:06.41	2	7	1:13.92	7	2	1:08.33	4	5	1:12.99	6	3	1:04.18	1	8
Reason for no points																										
35	Girls	10/11 Years	50m Freestyle																							
			0:31.53	1	8	0:33.98	5	4	0:33.69	4	5	0:33.27	3	6	0:32.65	2	7	0:35.80	7	2	0:35.76	6	3	0:36.89	8	1
Reason for no points																										
36	Boys	10/11 Years	50m Freestyle																							
			0:36.41	8	1	0:29.14	1	8	0:32.05	5	4	0:31.50	4	5	0:32.07	6	3	0:30.33	3	6	0:30.09	2	7	0:35.08	7	2
Reason for no points																										
37	Girls	13/u	100m Freestyle																							
			1:10.10	8	1	1:06.66	5	4	1:06.56	4	5	1:03.01	3	6	1:02.61	2	7	1:07.52	6	3	1:01.99	1	8	1:08.36	7	2
Reason for no points																										
100m Freestyle			1:06.87	3	6	1:09.74	7	2	1:03.79	2	7	0:00.00			1:01.46	1	8	1:07.61	4	5	1:08.89	5	4	1:09.21	6	3

NASL.2017.V5		National Arena Swimming League																							
  		League Western				Division 1				Round 3				Gala Number 2											
		Venue Newport								Date 08/12/2018								License number							
DEFAULT POINTS TOTALS		DOA, TIES ETC WILL CHANGE THESE FIGURES		LANE West Dorset		LANE Severnside		LANE Newton Abbot		LANE City of Newport		LANE Torfaen		LANE Street and District SC		LANE Seagulls		LANE Paignton							
8 LANE 1800 7 LANE 1400		OVERALL POINTS TOTAL		PLACE 7	PLACE 5	PLACE 4	PLACE 1	PLACE 2	PLACE 3	PLACE 6	PLACE 8														
		1794		POINTS 164	POINTS 215	POINTS 222	POINTS 306	POINTS 293	POINTS 232	POINTS 205	POINTS 157														
EVENTS		TIME	PLACE	POINTS	TIME	PLACE	POINTS	TIME	PLACE	POINTS	TIME	PLACE	POINTS	TIME	PLACE	POINTS	TIME	PLACE	POINTS	TIME	PLACE	POINTS			
38	Boys	13/u	100m Freestyle		Cory Baker	Robert Marling	Christopher Abel	Gianni Davies	Ben Merriman	Ethan Difford	George Gillett	LUCA HAILEY													
		Reason for no points		4.4																					
39	Girls	15/u	100m Breaststroke		1:30.20 8 1	1:18.72 2 7	1:26.76 6 3	1:16.52 1 8	1:23.90 5 4	1:20.31 3 6	1:20.36 4 5	1:28.05 7 2													
		Reason for no points		Abigail Barnes Tutku Ciftci Isabella Dawson Scarlet Major Ruby Jones Cora Lanham Emily McWilliam MEGAN KENDALL																					
40	Boys	15/u	100m Breaststroke		1:17.33 5 4	1:22.33 7 2	1:15.51 3 6	1:11.29 1 8	1:24.78 8 1	1:13.76 2 7	1:18.48 6 3	1:16.52 4 5													
		Reason for no points		Leon Mowlem Samuel Wittke Alexander Abel Jensen Coppen Dewi Rosser James White Max Massie EDWARD BROWN																					
41	Ladies	Open	100m Freestyle		1:02.01 5 4	1:05.65 8 1	1:01.91 4 5	0:57.94 1 8	0:59.19 2 7	1:02.70 6 3	1:04.93 7 2	1:01.11 3 6													
		Reason for no points		Lauren McRobbie Nathalie Walsh Georgianna Thorn Megan Allison Lauren Williams Jasmine Moore Holly Jaszek EMMA BICKLEY																					
42	Mens	Open	100m Freestyle		0:55.83 6 3	0:55.98 7 2	0:58.14 8 1	0:55.11 4 5	0:54.31 3 6	0:54.14 2 7	0:55.30 5 4	0:53.22 1 8													
		Reason for no points		Henry Wyrill Thomas Gabb Jacob Cacchione Alex Griffiths Owen Richards Herbie Hallett Martin Littlefair KALON VEALE																					
43	Girls	9/11 Years	4 x 50m Medley Relay		2:42.84 5 4	2:38.40 3 6	2:40.25 4 5	2:36.10 2 7	2:27.87 1 8	2:50.45 7 2	2:47.32 6 3	2:56.30 8 1													
		Reason for no points																							
44	Boys	9/11 Years	4 x 50m Medley Relay		2:56.40 8 1	2:29.81 1 8	2:45.33 6 3	2:43.79 5 4	2:36.13 3 6	2:42.44 4 5	2:30.89 2 7	2:50.70 7 2													
		Reason for no points																							
45	Girls	13/u	4 x 50m Freestyle Relay		2:07.49 5 4	2:09.52 7 2	2:02.94 3 6	2:01.07 2 7	1:56.40 1 8	2:05.50 4 5	2:11.71 8 1	2:07.83 6 3													
		Reason for no points																							
46	Boys	13/u	4 x 50m Freestyle Relay		2:01.30 3 6	2:03.75 6 3	2:03.44 5 4	1:54.70 1 8	1:59.92 2 7	2:03.30 4 5	2:06.30 7 2	2:08.64 8 1													
		Reason for no points																							
47	Girls	15/u	4 x 50m Medley Relay		2:14.32 5 4	2:13.14 3 6	2:17.49 6 3	2:03.38 1 8	2:12.95 2 7	2:13.40 4 5	2:18.08 7 2	2:24.78 8 1													
		Reason for no points																							
48	Boys	15/u	4 x 50m Medley Relay		2:01.84 4 5	2:10.61 7 2	2:01.19 3 6	1:57.03 2 7	2:14.43 8 1	2:06.03 5 4	1:56.50 1 8	2:06.94 6 3													
		Reason for no points																							
49	Ladies	Open	6 x 50m Freestyle Relay		3:02.59 8 1	2:59.01 5 4	2:58.63 4 5	2:47.03 1 8	2:47.27 2 7	2:54.07 3 6	3:01.61 7 2	2:59.03 6 3													
		Reason for no points																							
50	Mens	Open	6 x 50m Freestyle Relay		2:38.29 7 2	2:34.60 4 5	2:43.49 8 1	2:35.80 5 4	2:29.84 1 8	2:36.96 6 3	2:33.01 3 6	2:32.72 2 7													
		Reason for no points																							
TOTALS OF ALL PLACES PER CLUB		1st		3	1st		4	1st		1	1st		16	1st		13	1st		2	1st		6	1st		5
		2nd		2	2nd		3	2nd		5	2nd		13	2nd		13	2nd		7	2nd		6	2nd		1
		3rd		4	3rd		9	3rd		8	3rd		6	3rd		9	3rd		9	3rd		3	3rd		2
		4th		4	4th		5	4th		16	4th		4	4th		4	4th		11	4th		3	4th		3
		5th		9	5th		10	5th		5	5th		5	5th		3	5th		6	5th		7	5th		5
		6th		7	6th		8	6th		8	6th		2	6th		1	6th		7	6th		7	6th		10
		7th		6	7th		9	7th		1	7th		2	7th		3	7th		5	7th		15	7th		9
		8th		13	8th		1	8th		5	8th		1	8th		3	8th		3	8th		3	8th		15
				West Dorset		Severnside		Newton Abbot		City of Newport		Torfaen		Street and District SC		Seagulls		Paignton							
POINTS AT EVENT 10		33		48		35		65		63		50		31		35									
POINTS AT EVENT 18		53		79		71		121		112		86		68		56									
POINTS AT EVENT 26		86		111		114		163		154		115		104		85									
POINTS AT EVENT 34		109		149		153		207		198		158		138		107									
POINTS AT EVENT 42		137		179		189		253		241		197		174		136									