










NASL.2018 v3		National Arena Swimming League																																		
  		League West				Division 2				Round 3				Gala Number 2																						
		Venue The Quays, Southampton																																		
DATE		08/12/2018				LICENSE NUMBER				3SE182775																										
LANE		Wey Valley				Haslemere				Alton & District				Eastleigh				Godalming				West Wight				Kidlington & Gosford				Chichester Comorants						
PLACE		5				2				4				1				3				6				7				8						
POINTS		206				244				222				292				234				205				199				180						
EVENTS		TIME		RANK		POINTS		TIME		RANK		POINTS		TIME		RANK		POINTS		TIME		RANK		POINTS		TIME		RANK		POINTS						
1	Ladies	Open	200m		0:00.00				2:35.72		4 5		2:34.71		3 6		2:27.28		1 8		2:36.44		5 4		2:31.39		2 7		2:46.99		7 2		2:38.61		6 3	
			Individual Medley		Nialla Farage-O'Reilly				Ella Grosse				Rebecca Alder				Georgina Butler				Noelle Sharma				Grace Poynter				Lucy Parsons				Jessica Rayner			
			Reason for no points		7.1																															
2	Mens	Open	200m		2:18.50		2 7		2:24.82		5 4		2:42.48		7 2		2:24.03		4 5		2:16.18		1 8		2:28.87		6 3		2:20.28		3 6		0:00.00			
			Individual Medley		Mark Tuddenham				Luke Van Oudtschoorn				Charlie Maughan				George White				Adam Bagley				Matthew Barber				Zak Gibson				Paul Mason			
			Reason for no points		7.4																															
3	Girls	9/11 Years	4 x 50m Freestyle Relay		2:26.31		3 6		2:21.57		2 7		2:45.31		7 2		2:30.90		6 3		2:30.70		5 4		0:00.00				2:20.24		1 8		2:29.30		4 5	
			Reason for no points		DNS																															
4	Boys	9/11 Years	4 x 50m Freestyle Relay		2:20.50		2 7		2:15.84		1 8		2:28.57		7 2		2:22.34		3 6		2:27.78		5 4		0:00.00				2:22.97		4 5		2:28.41		6 3	
			Reason for no points		DNS																															
5	Girls	13/u	4 x 50m Medley Relay		2:33.31		4 5		2:34.92		5 4		2:27.03		1 8		2:33.07		3 6		2:35.11		6 3		2:40.30		7 2		0:00.00				2:29.91		2 7	
			Reason for no points		7.1																															
6	Boys	13/u	4 x 50m Medley Relay		2:20.30		3 6		2:15.36		1 8		2:30.58		7 2		2:15.75		2 7		2:24.33		5 4		2:29.59		6 3		2:49.01		8 1		2:22.72		4 5	
			Reason for no points																																	
7	Girls	15/u	4 x 50m Freestyle Relay		2:10.89		8 1		2:02.90		4 5		1:59.00		1 8		2:01.69		2 7		2:02.12		3 6		2:02.98		5 4		2:10.88		7 2		2:03.91		6 3	
			Reason for no points																																	
8	Boys	15/u	4 x 50m Freestyle Relay		1:53.72		5 4		1:57.16		8 1		1:51.58		3 6		1:51.76		4 5		1:49.67		1 8		1:55.18		6 3		1:57.07		7 2		1:51.55		2 7	
			Reason for no points																																	
9	Ladies	Open	4 x 50m Medley Relay		2:20.40		7 2		2:19.52		5 4		2:14.50		3 6		2:11.10		1 8		2:19.75		6 3		2:11.45		2 7		2:15.02		4 5		2:24.31		8 1	
			Reason for no points																																	
10	Mens	Open	4 x 50m Medley Relay		1:59.52		6 3		1:57.42		5 4		2:06.28		8 1		1:56.78		4 5		1:53.55		2 7		1:55.67		3 6		1:52.37		1 8		2:02.87		7 2	
			Reason for no points																																	
11	Girls	10/11 Years	50m Backstroke		0:41.58		5 4		0:39.88		1 8		0:00.00				0:40.43		2 7		0:40.91		3 6		0:49.13		7 2		0:40.94		4 5		0:43.20		6 3	
			Reason for no points		Scarlett Whitehead				Zoe Duckers				Ava Kingsland				Amelia Lambert				Gracie Hazeldine				Rene Mattison				Alexia Janssen				Eva Douber			
12	Boys	10/11 Years	50m Backstroke		0:38.87		2 7		0:39.82		4 5		0:42.82		7 2		0:39.75		3 6		0:41.35		5 4		0:43.49		8 1		0:42.39		6 3		0:38.57		1 8	
			Reason for no points		Theodore Shaw				Max Monkman				James Port				Harry Oliver				Alexander Churchill				Maxwell Poynter				Ryan Hadjou				Leo Mitchell			
13	Girls	13U	100m Breaststroke		1:34.38		4 5		1:32.89		3 6		1:25.97		2 7		1:38.88		7 2		1:36.76		5 4		1:22.43		1 8		1:51.92		8 1		1:37.74		6 3	
			Reason for no points		Sibella Colton				Annabel Wallford				Lucy Sampson				Anya Woolvine				Bethany Cossier				Mia Stilwell				Sophia Pavlides				Bethan Potts			
14	Boys	13U	100m Breaststroke		1:29.41		7 2		1:21.19		1 8		1:26.27		3 6		1:22.98		2 7		1:29.33		6 3		1:27.10		4 5		1:34.08		8 1		1:27.75		5 4	
			Reason for no points		Duane Godfrey				Finlay Jackson				Lewis Jordan				Ethan Grundy				Konrad Fletcher				William Davidson				Magnus Paulini-Torrance				Sean Savage			
15	Girls	15U	100m Backstroke		1:20.19		8 1		1:19.24		7 2		1:08.83		1 8		1:11.87		3 6		1:19.04		6 3		1:11.57		2 7		1:17.91		5 4		1:16.59		4 5	
			Reason for no points		Abigail Garner				Ella Menzies				Mia Spencer				Victoria Butler				Alice Tooley				Jessica Browne				Katie Parsons				Mia Clive			
16	Boys	15U	100m Backstroke		1:15.83		7 2		1:12.49		5 4		1:08.52		2 7		1:05.27		1 8		1:12.22		4 5		1:11.30		3 6		1:12.92		6 3		1:17.64		8 1	
			Reason for no points		William Edmunds				Robin Wallford				Oliver Malkin				Daniel Sullivan				Andrew Beagley				James Robertson				Tom Scaife				Adam Robinson			
17	Ladies	Open	100m Butterfly		1:19.30		6 3		1:09.06		1 8		1:14.17		3 6		1:18.78		5 4		1:26.12		8 1		1:12.17		2 7		1:24.55		7 2		1:16.76		4 5	
			Reason for no points		Olivia Giles				Alexandra Thurston				Katie Pengilly				Katie Cruikshank				Josephine Beagley				Grace Poynter				Lucy Stowell				Amber Macrae			
18	Mens	Open	100m Butterfly		1:08.09		5 4		1:09.36		7 2		1:08.82		6 3		1:01.35		2 7		0:59.59		1 8		1:04.16		3 6		1:04.70		4 5		0:00.00			
			Reason for no points		Joshua Smaller				Mack Buckler				Henry Plewes				George White				Henry Barella				Rhys Hunt				Ian Surrage				Adam Long			
19	Girls	10/11 Years	50m Butterfly		0:41.05		2 7		0:00.00				0:44.65		6 3		0:41.53		3 6		0:42.76		4 5		0:50.62		7 2		0:40.01		1 8		0:44.26		5 4	
			Reason for no points		Lilla Moore				Emma Williamson				Lucy Eades				Amelia Lambert				Gracie Hazeldine				Rene Mattison				Alexia Janssen				Eva Douber			
20	Boys	10/11 Years	50m Butterfly		0:39.04		2 7		0:38.27		1 8		0:41.20		4 5		0:41.80		5 4		0:42.64		6 3		0:44.36		8 1		0:39.74		3 6		0:42.99		7 2	
			Reason for no points		George Fowler				Josh Wright				Lewis Paterson				Adam Sadler				Alexander Churchill				Jago Tasker				Ryan Hadjou				Alex Sydenham			
21	Girls	13/u	100m Backstroke		1:23.49		5 4		1:23.20		4 5		0:00.00				1:20.94		2 7		1:26.46		7 2		1:19.43		1 8		1:25.16		6 3		1:22.04		3 6	
			Reason for no points		India Steer				Ella Jackson				Lucy Sampson				Hollie Alton				Naomi Horner				Saffron Matthews				Chelsea Janssen				Rose Freeman			
22	Boys	13/u	100m Backstroke		1:13.04		4 5		1:12.09		3 6		1:31.88		8 1		1:10.71		2 7		1:18.50		6 3		1:09.92		1 8		1:27.97		7 2		1:14.87		5 4	
			Reason for no points		Alexander Paterson				Ethan Gubby				George Port				Fraser White				Konrad Fletcher				Joe Carter				Harrison Josling Preet				James Potts			
			100m Butterfly		1:25.24		7 2		1:17.00		4 5		1:15.54		3 6		1:21.27		5 4		1:23.65		6 3		1:13.73		1 8		0:00.00				1:14.96		2 7	

NASL.2018 v3			National Arena Swimming League																	
  			League				Division				Round				Gala Number					
			West				2				3				2					
DEFAULT POINTS TOTALS 8 LANE 1800 7 LANE 1400			OVERALL POINTS TOTAL																	
			1782																	
EVENTS			LANE		LANE		LANE		LANE		LANE		LANE		LANE		LANE			
			Wey Valley		Haslemere		Alton & District		Eastleigh		Godalming		West Wight		Kidlington & Gosford		Chichester Comorants			
PLACE			5		2		4		1		3		6		7		8			
POINTS			206		244		222		292		234		205		199		180			
TIME			TIME		TIME		TIME		TIME		TIME		TIME		TIME		TIME			
23	Girls	15/u	100m Butterfly		Elysha Din		Hesper Aldwinckle		Lucy Steiner		Any Williams		Lily Horner		Callin Townshend		Megan Batty		Jessica Rayner	
Reason for no points			DNS																	
24	Boys	15/u	100m Butterfly		1:20.81 7 2		1:23.25 8 1		1:07.16 1 8		1:14.71 4 5		1:10.33 3 6		1:18.44 6 3		1:09.72 2 7		1:16.92 5 4	
Reason for no points			Nicholas Courts, Samuel Price, Henry Plewes, Dylan Bessey, Joseph Stemp, Frank Morrison, Joshua Barnes, Archie Lyne																	
25	Ladies	Open	100m Backstroke		1:17.08 7 2		1:19.06 8 1		1:08.94 2 7		1:08.79 1 8		1:16.77 6 3		1:12.86 3 6		1:13.60 4 5		1:15.47 5 4	
Reason for no points			Hannah Baidya, Ella Menzies, Rebecca Alder, Megan Atton, Francesca Morgan, Jessica Browne, Ellie Broome, India Rose																	
26	Mens	Open	100m Backstroke		1:05.86 5 4		1:02.32 2 7		1:11.40 8 1		1:05.27 4 5		1:04.81 3 6		1:06.83 7 2		1:01.79 1 8		1:06.54 6 3	
Reason for no points			William Ho, Mark Bicknell, Rory Plewes, Mukund Srinivasa-Raghavan, Daniel Horridge, Samuel Tinson-Wood, Zak Gibson, Joseph Barnett																	
27	Girls	10/11 Years	50m Breaststroke		0:00.00		0:45.16 1 8		0:50.34 6 3		0:47.17 3 6		0:48.83 4 5		0:00.00		0:45.45 2 7		0:49.15 5 4	
Reason for no points			Evelyn Atchison, Tabitha Martin, Ava Kingsland, Amelia Lambert, Amelle Grey, Lucie Hart, Katie York, Florence Ingram																	
28	Boys	10/11 Years	50m Breaststroke		0:44.93 3 6		0:44.55 2 7		0:46.28 4 5		0:47.48 6 3		0:47.33 5 4		0:52.13 8 1		0:43.69 1 8		0:50.48 7 2	
Reason for no points			Timothy Hicks, Callum Farthing, Rory Shayler, Harry Oliver, Charlie Everest, Maxwell Poynter, Magnus Paulini-Torrance, James Lake																	
29	Girls	13/u	100m Butterfly		1:29.07 4 5		1:16.18 1 8		1:21.67 2 7		1:25.88 3 6		1:40.60 8 1		1:33.37 7 2		1:30.37 5 4		1:33.09 6 3	
Reason for no points			Ariana Leon Ayarza, Claudia Monks, Evie Goros, Eleanor Oakley, Sophia Reid, Jessica Heng, Aisha Hussain, Lili Doubler																	
30	Boys	13/u	100m Butterfly		1:15.31 3 6		1:12.83 1 8		1:25.79 5 4		1:14.33 2 7		1:20.68 4 5		1:25.83 6 3		1:31.83 7 2		0:00.00	
Reason for no points			Felix Abel, Felix Brockdorff, Max Cropley, Freddie Sadler, Eddie Lee, Harry Poynter, Alexandre Young, Max Sydenham, 8.3																	
31	Girls	15/u	100m Freestyle		1:06.76 3 6		1:08.88 6 3		1:02.66 1 8		1:03.81 2 7		1:07.66 5 4		1:07.40 4 5		1:09.74 7 2		1:11.85 8 1	
Reason for no points			Bethany Whitaker, Hesper Aldwinckle, Hannah Williams, Victoria Butler, Olivia Perry, Kelsey Critchley, Megan Batty, Alisa Hamilton																	
32	Boys	15/u	100m Freestyle		1:02.55 7 2		1:01.79 6 3		0:59.15 2 7		0:58.79 1 8		1:00.16 5 4		1:00.03 3 6		1:03.82 8 1		1:00.05 4 5	
Reason for no points			Daniel Arrisola Alves, Robin Wallond, Oliver Malkin, Daniel Sullivan, Frederick Evans, Joe Carter, Joshua Barnes, Sebastian Hadnett																	
33	Ladies	Open	100m Breaststroke		1:25.83 4 5		1:33.22 7 2		1:29.93 6 3		1:15.85 2 7		1:21.59 3 6		1:15.01 1 8		1:27.84 5 4		1:34.64 8 1	
Reason for no points			Gemma Spencer, Sarah Colom Clayton, Katherine George, Georgina Butler, Maia Shouksmith, Grace Poynter, Ellie Broome, Mia Clive																	
34	Mens	Open	100m Breaststroke		1:15.05 7 2		1:10.24 3 6		1:21.74 8 1		1:14.00 6 3		1:09.00 2 7		1:11.68 4 5		1:07.40 1 8		1:13.54 5 4	
Reason for no points			Dominic Ascough, Joseph Mullender, Charlie Maughan, Mukund Srinivasa-Raghavan, Adam Bagley, Matthew Barber, Ian Surrage, Paul Mason																	
35	Girls	10/11 Years	50m Freestyle		0:33.58 1 8		0:33.76 2 7		0:39.39 7 2		0:39.13 6 3		0:35.45 4 5		0:42.77 8 1		0:34.51 3 6		0:36.23 5 4	
Reason for no points			Lilla Moore, Zoe Duckers, Lucy Eades, Jorja Grundy, Millie Thomas, Rene Mattinson, Katie York, Macy Heron																	
36	Boys	10/11 Years	50m Freestyle		0:33.92 5 4		0:33.13 3 6		0:36.12 7 2		0:36.76 8 1		0:35.17 6 3		0:32.64 2 7		0:33.32 4 5		0:31.76 1 8	
Reason for no points			George Fowler, Oliver Murphy, Matthew Stewart, Adam Sadler, Charlie Everest, Thomas Townshend, Magnus Paulini-Torrance, Leo Mitchell																	
37	Girls	13/u	100m Freestyle		1:18.78 8 1		1:04.77 1 8		1:12.88 5 4		1:08.45 2 7		1:14.96 7 2		1:09.16 3 6		1:13.83 6 3		1:12.67 4 5	
Reason for no points			Lily Maguire, Claudia Monks, Rosie Eades, Hollie Atton, Holly Marks, Mia Stillwell, Chelsea Janssen, Lauren Smith																	
38	Boys	13/u	100m Freestyle		1:05.31 2 7		1:09.70 6 3		1:05.49 3 6		1:04.92 1 8		1:06.68 4 5		1:13.54 7 2		1:18.31 8 1		1:07.79 5 4	
Reason for no points			Felix Abel, James Bell, Lucas Bradley, Fraser White, Eddie Lee, Rossen Martin, Ben Hawthorn, James Potts																	
39	Girls	15/u	100m Breaststroke		1:31.00 7 2		1:26.18 5 4		1:25.71 4 5		1:27.27 6 3		1:18.77 1 8		1:33.17 8 1		1:22.85 2 7		1:24.24 3 6	
Reason for no points			Bethany Whitaker, Ella Grosse, Mia Spencer, Mia Bell, Noelle Sharma, Amber Wall, Katie Parsons, Jessica Rayner																	
40	Boys	15/u	100m Breaststroke		1:26.28 7 2		1:25.51 6 3		1:21.15 3 6		1:14.29 1 8		1:16.29 2 7		1:22.93 4 5		1:24.35 5 4		1:30.67 8 1	
Reason for no points			Liam Androne, Jamie Farthing, Frank Kelson, Jay Turner, Daniel Jenkins, Frank Morrison, Daniel Andrew, George Gibbens																	
41	Ladies	Open	100m Freestyle		1:05.53 4 5		1:04.66 3 6		1:05.71 5 4		1:00.56 1 8		1:06.33 7 2		1:03.35 2 7		1:08.18 8 1		1:05.90 6 3	
Reason for no points			Naila Farage-O'Reilly, Alexandra Thurston, Katherine George, Georgina Butler, Jasmine Balchin, Grace Poynter, Lucy Parsons, Gabrielle Taylor																	
42	Mens	Open	100m Freestyle		0:56.22 3 6		0:58.06 6 3		1:00.72 8 1		0:56.29 4 5		0:53.52 1 8		0:54.94 2 7		0:57.00 5 4		1:00.63 7 2	
Reason for no points			Matthew Danton, Luke Van Oudshoorn, Alexander Sandberg, George White, Henry Barella, Luke Oakley, Joseph Walker, Samuel Hadnett																	

NASL.2018 v3			National Arena Swimming League																															
  			League	West				Division	2				Round	3				Gate Number	2															
			Venue													Date		License number																
			The Quays, Southampton																															
			LANE				LANE				LANE				LANE				LANE				LANE											
			Wey Valley				Haslemere				Alton & District				Eastleigh				Godalming				West Wight				Kidlington & Gosford				Chichester Cormorants			
DEFAULT POINTS TOTALS 8 LANE 1800 7 LANE 1400			OVERALL POINTS TOTAL																															
			PLACE 5				PLACE 2				PLACE 4				PLACE 1				PLACE 3				PLACE 6				PLACE 7				PLACE 8			
			POINTS 206				POINTS 244				POINTS 222				POINTS 292				POINTS 234				POINTS 205				POINTS 199				POINTS 180			
EVENTS			TIME	LANE	SWIMMER	TIME	LANE	SWIMMER	TIME	LANE	SWIMMER	TIME	LANE	SWIMMER	TIME	LANE	SWIMMER	TIME	LANE	SWIMMER	TIME	LANE	SWIMMER	TIME	LANE	SWIMMER	TIME	LANE	SWIMMER					
43	Girls	9 /11 Years	4 x 50m Medley Relay			2:48.56	3	6	2:39.67	1	8	3:19.80	7	2	3:03.03	6	3	2:54.87	5	4	0:00.00			2:45.86	2	7	2:51.53	4	5					
			Reason for no points			DNS																												
44	Boys	9 /11 Years	4 x 50m Medley Relay			2:40.90	1	8	0:00.00			2:49.44	3	6	2:51.53	4	5	2:58.35	6	3	0:00.00			2:46.48	2	7	2:55.30	5	4					
			Reason for no points			DNS																												
45	Girls	13/u	4 x 50m Freestyle Relay			2:19.03	5	4	2:13.80	3	6	2:09.47	1	8	2:11.20	2	7	2:19.12	6	3	2:21.22	7	2	2:22.07	8	1	2:17.42	4	5					
			Reason for no points																															
46	Boys	13/u	4 x 50m Freestyle Relay			2:04.40	3	6	2:06.20	4	5	2:17.50	7	2	1:59.88	1	8	2:03.40	2	7	2:12.41	6	3	2:30.71	8	1	2:08.67	5	4					
			Reason for no points																															
47	Girls	15/u	4 x 50m Medley Relay			2:31.71	7	2	2:25.10	6	3	2:15.48	1	8	2:16.62	2	7	2:18.03	4	5	2:20.71	5	4	2:32.01	8	1	2:16.77	3	6					
			Reason for no points																															
48	Boys	15/u	4 x 50m Medley Relay			2:14.27	6	3	2:16.91	7	2	2:06.94	3	6	2:04.86	1	8	2:05.09	2	7	2:12.14	5	4	2:10.97	4	5	2:18.01	8	1					
			Reason for no points																															
49	Ladies	Open	6 x 50m Freestyle Relay			3:05.92	6	3	3:01.35	3	6	2:57.22	1	8	2:59.41	2	7	3:05.57	4	5	3:05.60	5	4	3:08.65	7	2	3:09.55	8	1					
			Reason for no points																															
50	Mens	Open	6 x 50m Freestyle Relay			2:37.62	4	5	2:41.75	6	3	2:44.22	8	1	2:41.07	5	4	2:35.19	1	8	2:35.27	2	7	2:36.26	3	6	2:43.19	7	2					
			Reason for no points																															
TOTALS OF ALL PLACES PER CLUB			1st	2	1st	11	1st	8	1st	10	1st	6	1st	5	1st	6	1st	2	1st	5	1st	6	1st	2										
			2nd	6	2nd	4	2nd	5	2nd	14	2nd	5	2nd	8	2nd	5	2nd	3	2nd	8	2nd	5	2nd	3										
			3rd	8	3rd	7	3rd	10	3rd	7	3rd	5	3rd	6	3rd	6	3rd	4	3rd	3	3rd	4	3rd	3										
			4th	7	4th	6	4th	3	4th	7	4th	8	4th	4	4th	4	4th	7	4th	8	4th	4	4th	8										
			5th	7	5th	6	5th	3	5th	4	5th	10	5th	4	5th	4	5th	5	5th	11	5th	4	5th	11										
			6th	4	6th	7	6th	4	6th	6	6th	6	6th	11	6th	6	6th	6	6th	8	6th	6	6th	8										
			7th	11	7th	4	7th	9	7th	1	7th	3	7th	7	7th	7	7th	8	7th	5	7th	7	7th	5										
			8th	3	8th	3	8th	6	8th	6	8th	1	8th	2	8th	5	8th	9	8th	7	8th	5	8th	7										
POINTS AT EVENT 10			Wey Valley				Haslemere				Alton & District				Eastleigh				Godalming				West Wight				Kidlington & Gosford				Chichester Cormorants			
POINTS AT EVENT 18			41				50				43				60				51				35				39				36			
POINTS AT EVENT 26			69				93				82				107				85				77				63				65			
POINTS AT EVENT 34			102				126				113				153				116				115				102				99			
POINTS AT EVENT 42			134				171				151				200				152				145				138				119			
POINTS AT EVENT 42			169				211				181				243				192				181				169				152			