




NASL.2018 v2		National Arena Swimming League																															
League		South				Division				Division Two West				Round				Two															
Venue		Southampton				Date				10/11/2018				Gala Number				Gala Two															
Lane		1		2		3		4		5		6		7		8																	
HSMS		ALTS		OXFS		SBOW		RURS		CHMS		WEYS		WEWS																			
DEFAULT POINTS TOTALS		DOG, TIES ETC WILL CHANGE THESE FIGURES		PLACE		PLACE		PLACE		PLACE		PLACE		PLACE		PLACE																	
8 LANE 1800		7 LANE 1400		6		7		2		1		3		4		8																	
OVERALL POINTS TOTAL		POINTS		POINTS		POINTS		POINTS		POINTS		POINTS		POINTS		POINTS																	
1795		185		175		329		354		211		194		155		192																	
EVENTS		TIME		TIME		TIME		TIME		TIME		TIME		TIME		TIME																	
1	Ladies	Open	200m		2:37.33	6	3	2:33.33	5	4	2:29.51	3	6	2:22.67	1	8	2:31.73	4	5	2:42.24	7	2	2:48.09	8	1	2:25.72	2	7					
			Individual Medley		Ella Grosse		Rebecca Alder		Madeline Powell		Amy Brown		Ella Hamilton		Mirabelle Waters		Nailsa Farage-O'Reilly		Charlotte James														
			Reason for no points																														
2	Mens	Open	200m		2:24.92	4	5	2:28.96	7	2	2:13.41	1	8	2:19.08	2	7	2:28.93	6	3	2:20.08	3	6	2:28.88	5	4	2:33.83	8	1					
			Individual Medley		Luke Van Oudtschoorn		Noah Goros		George Rudd		Drew McGregor		Matthew Scally		Matthew Redlich		Matthew Danton		Jack Carter														
			Reason for no points																														
3	Girls	9/11 Years	4 x 50m Freestyle Relay		2:25.25	5	4	2:38.19	7	2	2:19.01	4	5	2:10.79	1	8	2:18.02	2	7	2:18.02	2	7	2:27.20	6	3	0:00.00							
			Reason for no points																		Early start 4th takeover												
4	Boys	9/11 Years	4 x 50m Freestyle Relay		2:20.33	2	7	2:25.04	6	3	2:21.58	3	6	2:06.41	1	8	2:24.92	5	4	2:37.91	7	2	2:24.33	4	5	2:45.24	8	1					
			Reason for no points																														
5	Girls	13/u	4 x 50m Medley Relay		2:30.33	6	3	2:29.98	5	4	2:19.54	2	7	2:15.63	1	8	2:29.12	4	5	2:23.88	3	6	2:33.78	7	2	2:34.69	8	1					
			Reason for no points																														
6	Boys	13/u	4 x 50m Medley Relay		2:22.28	3	6	2:36.09	7	2	2:20.62	2	7	2:10.11	1	8	2:25.70	5	4	0:00.00			2:23.09	4	5	2:31.37	6	3					
			Reason for no points																		swimmer on back when kicking												
7	Girls	15/u	4 x 50m Freestyle Relay		2:03.43	6	3	1:58.41	3	6	1:53.72	1	8	1:53.92	2	7	2:01.72	5	4	2:01.28	4	5	2:09.84	8	1	2:04.63	7	2					
			Reason for no points																														
8	Boys	15/u	4 x 50m Freestyle Relay		2:01.75	8	1	1:54.04	4	5	1:49.15	1	8	1:49.53	2	7	2:00.57	7	2	1:50.96	3	6	1:54.66	5	4	1:54.77	6	3					
			Reason for no points																														
9	Ladies	Open	4 x 50m Medley Relay		2:20.85	7	2	2:15.21	5	4	2:03.94	1	8	2:04.74	2	7	2:13.83	4	5	2:15.92	6	3	2:21.51	8	1	2:08.98	3	6					
			Reason for no points																														
10	Mens	Open	4 x 50m Medley Relay		2:00.26	6	4	2:05.87	8	1	1:53.08	2	7	1:51.91	1	8	2:02.39	6	3	2:04.60	7	2	1:59.78	4	5	1:55.74	3	6					
			Reason for no points																														
11	Girls	10/11 Years	50m Backstroke		0:40.05	5	4	0:44.47	8	1	0:38.52	4	5	0:37.40	1	8	0:37.67	2	7	0:38.49	3	6	0:43.01	6	3	0:44.03	7	2					
			Reason for no points																		Zoe Duckers		Trinity Clement		Fiorella Pucks-Fazel		Minnie Barratt		Emily Legge		Isabelle Lovelace		Ellena Ashworth
12	Boys	10/11 Years	50m Backstroke		0:39.29	2	7	0:44.01	8	1	0:40.49	4	5	0:35.49	1	8	0:41.23	5	4	0:43.20	7	2	0:39.41	3	6	0:42.57	6	3					
			Reason for no points																		Max Monkman		Lewis Paterson		William Turner		Freddie Hodgetts		Oliver Simpson		Arun Garaway		George Fowler
13	Girls	13U	100m Breaststroke		1:31.18	7	2	1:26.10	4	5	1:23.39	2	7	1:29.38	6	3	1:26.00	3	6	1:29.28	5	4	1:34.95	8	1	1:23.27	1	8					
			Reason for no points																		Annabel Walford		Lucy Sampson		Willa Mertens		Freya Waddington-Barton		Emily Price		Lilli Deste		Sibella Colton
14	Boys	13U	100m Breaststroke		1:25.11	4	5	1:24.12	3	6	1:20.26	2	7	1:15.50	1	8	1:29.04	6	3	1:39.08	8	1	1:31.03	7	2	1:26.68	5	4					
			Reason for no points																		Finlay Jackson		Lewis Jordan		Joseph Watkiss		Conor Cherrington		James Dargan		John Nickless		Duane Godfrey
15	Girls	15U	100m Backstroke		1:18.50	7	2	1:07.88	2	7	1:09.74	3	6	1:05.87	1	8	1:15.67	6	3	1:09.91	4	5	1:20.24	8	1	1:12.59	5	4					
			Reason for no points																		Ella Menzies		Mia Spencer		Lara Mills		Amy Brown		Hannah Richardson		Jessica Mackay		Bethany Whitaker
16	Boys	15U	100m Backstroke		1:15.88	8	1	1:09.53	4	5	1:05.38	2	7	1:07.60	3	6	1:14.28	6	3	1:02.69	1	8	1:14.98	7	2	1:14.10	5	4					
			Reason for no points																		Samuel Price		Oliver Malkin		Charles Pauling		Matthew Workman		Jake Williams		Luke Ibbeson		William Edmunds
17	Ladies	Open	100m Butterfly		1:09.74	4	5	1:16.03	6	3	1:06.32	1	8	1:09.08	3	6	1:14.65	5	4	1:21.34	7	2	1:22.07	8	1	1:08.79	2	7					
			Reason for no points																		Alexandra Thurston		Katie Pengilly		Tiana Porter		Abigail Manns		Effie Carter		Katy Webber		Jessica Towers
18	Mens	Open	100m Butterfly		1:07.97	6	3	1:11.75	7	2	1:00.90	1	8	0:00.00			1:02.26	2	7	1:06.45	4	5	1:07.50	5	4	1:04.36	3	6					
			Reason for no points																		Andrej Donovski		Ben Williams		Kenji Mcdade		Callum McGregor		Matthew Scally		Christopher Haworth		Joshua Smaller
19	Girls	10/11 Years	50m Butterfly		0:40.12	4	5	0:48.07	7	2	0:37.72	2	7	0:34.03	1	8	0:40.02	3	6	0:40.75	6	3	0:40.28	5	4	0:48.86	8	1					
			Reason for no points																		Emma Williamson		Lucy Eades		Eleni Ioannou		Halle Harris		Sophie Price		Freya Lovelace		Lilla Moore
20	Boys	10/11 Years	50m Butterfly		0:43.89	6	3	0:41.59	5	4	0:38.65	3	6	0:34.02	1	8	0:46.75	8	1	0:41.09	4	5	0:38.40	2	7	0:45.69	7	2					
			Reason for no points																		Samuel Buxton		Lewis Paterson		Tristan Dennis		Jamie Workman		Daniel Papworth		Freddie Kenward		George Fowler
21	Girls	13/u	100m Backstroke		1:23.30	7	2	1:22.45	6	3	1:18.95	3	6	1:13.63	1	8	1:20.36	4	5	1:14.57	2	7	1:29.19	8	1	1:21.97	5	4					
			Reason for no points																		Ella Jackson		Rosie Eades		Ella Joyce		Ellie Brown		Emily Price		Matilda Powell-Tuck		Sibella Colton
22	Boys	13/u	100m Backstroke		1:12.78	3	6	1:27.60	8	1	1:16.00	5	4	1:09.56	1	8	1:20.59	6	3	1:20.97	7	2	1:15.37	4	5	1:10.28	2	7					
			Reason for no points																		Ethan Gubby		Lucas Bradley		Ethan Bird		Conor Cherrington		George Morris		Joel Sawyer		Alexander Paterson
			100m Butterfly		1:16.82	5	4	1:16.89	6	3	1:08.87	2	7	1:04.05	1	8	1:15.70	3	6	1:19.84	7	2	1:37.19	8	1	1:15.81	4	5					

NASL.2018 v2			National Arena Swimming League																																	
League			South				Division				Division Two West				Round				Gala Number																	
Venue			Southampton				Date				10/11/2018				License number				3SE182665																	
Lane			1		2		3		4		5		6		7		8																			
HSMS			ALTS		OXFS		SBOW		RURS		CHMS		WEYS		WEWS																					
DEFAULT POINTS TOTALS			OVERALL POINTS TOTAL																																	
8 LANE 1800 7 LANE 1400			1795																																	
EVENTS			TIME		RACE		POINTS		TIME		RACE		POINTS		TIME		RACE		POINTS																	
23	Girls	15/u	100m Butterfly		Hesper Aldwinckle		Lucy Steiner		Ayanna Fulga		Elia Chown		Eflie Carter		Sophie Abbey		Eloisa Smaller		Callin Townshend																	
Reason for no points																																				
24	Boys	15/u	100m Butterfly		1:30.34		8 1		1:06.73		2 7		1:05.15		1 8		1:07.55		3 6		1:18.31		6 3		1:13.52		5 4		1:22.25		7 2		1:12.81		4 5	
Reason for no points																																				
25	Ladies	Open	100m Backstroke		1:17.49		8 1		1:09.90		4 5		1:07.69		3 6		1:11.54		5 4		1:15.99		7 2		1:07.32		1 8		1:15.81		6 3		1:07.47		2 7	
Reason for no points																																				
26	Mens	Open	100m Backstroke		1:02.28		2 7		1:11.99		8 1		1:01.76		1 8		1:04.45		4 5		1:07.48		6 3		1:02.96		3 6		1:07.19		5 4		1:07.89		7 2	
Reason for no points																																				
27	Girls	10/11 Years	50m Breaststroke		0:46.12		4 5		0:52.19		7 2		0:43.27		2 7		0:40.10		1 8		0:44.66		3 6		0:48.30		6 3		0:47.61		5 4		0:53.00		8 1	
Reason for no points																																				
28	Boys	10/11 Years	50m Breaststroke		0:47.38		6 3		0:47.03		5 4		0:43.58		1 8		0:43.78		2 7		0:45.22		4 5		0:56.51		8 1		0:44.55		3 6		0:51.63		7 2	
Reason for no points																																				
29	Girls	13/u	100m Butterfly		1:17.44		2 7		1:23.84		5 4		1:20.39		4 5		1:10.75		1 8		1:30.17		6 3		1:19.19		3 6		1:31.03		7 2		1:40.49		8 1	
Reason for no points																																				
30	Boys	13/u	100m Butterfly		1:21.49		5 4		1:17.59		2 7		1:19.70		4 5		1:11.00		1 8		1:26.29		7 2		1:26.47		8 1		1:18.67		3 6		1:23.60		6 3	
Reason for no points																																				
31	Girls	15/u	100m Freestyle		1:05.31		5 4		1:03.16		4 5		1:00.51		2 7		0:59.48		1 8		1:06.58		6 3		1:03.13		3 6		1:12.71		8 1		1:07.11		7 2	
Reason for no points																																				
32	Boys	15/u	100m Freestyle		1:04.36		8 1		0:59.82		2 7		0:58.57		1 8		1:00.91		3 6		1:01.94		5 4		1:02.60		6 3		1:02.83		7 2		1:00.96		4 5	
Reason for no points																																				
33	Ladies	Open	100m Breaststroke		1:32.20		6 3		1:27.98		4 5		1:17.82		2 7		0:00.00				1:18.76		3 6		1:31.44		5 4		1:34.75		7 2		1:15.76		1 8	
Reason for no points																																				
34	Mens	Open	100m Breaststroke		1:10.83		4 5		1:18.39		8 1		1:08.14		2 7		1:07.10		1 8		1:12.35		5 4		1:08.71		3 6		1:14.84		7 2		1:12.85		6 3	
Reason for no points																																				
35	Girls	10/11 Years	50m Freestyle		0:34.87		5 4		0:39.54		7 2		0:35.27		6 3		0:29.43		1 8		0:34.25		4 5		0:33.86		2 7		0:33.98		3 6		0:41.57		8 1	
Reason for no points																																				
36	Boys	10/11 Years	50m Freestyle		0:33.82		3 6		0:36.83		6 3		0:34.93		4 5		0:29.85		1 8		0:36.80		5 4		0:40.25		8 1		0:36.86		7 2		0:33.36		2 7	
Reason for no points																																				
37	Girls	13/u	100m Freestyle		1:06.21		3 6		1:16.33		8 1		1:07.26		4 5		1:05.23		1 8		1:12.30		6 3		1:05.43		2 7		1:14.48		7 2		1:11.68		5 4	
Reason for no points																																				
38	Boys	13/u	100m Freestyle		1:12.39		7 2		1:10.63		4 5		1:05.95		2 7		1:03.04		1 8		1:10.96		5 4		1:14.33		8 1		1:06.30		3 6		1:11.80		6 3	
Reason for no points																																				
39	Girls	15/u	100m Breaststroke		1:26.21		6 3		1:25.54		5 4		1:18.70		3 6		1:14.09		1 8		1:18.12		2 7		1:28.39		7 2		1:31.73		8 1		1:22.51		4 5	
Reason for no points																																				
40	Boys	15/u	100m Breaststroke		1:26.80		6 3		0:00.00				1:13.51		2 7		1:10.20		1 8		1:14.33		3 6		1:32.45		7 2		1:25.65		5 4		1:23.36		4 5	
Reason for no points																																				
41	Ladies	Open	100m Freestyle		1:05.01		6 3		1:04.39		5 4		1:01.40		1 8		1:03.51		3 6		1:03.91		4 5		1:05.66		7 2		1:06.54		8 1		1:03.00		2 7	
Reason for no points																																				
42	Mens	Open	100m Freestyle		0:57.85		6 3		0:56.45		3 6		0:56.82		4 5		0:54.27		2 7		1:01.02		7 2		1:03.63		8 1		0:57.78		5 4		0:53.59		1 8	
Reason for no points																																				

NASL.2018 v2			National Arena Swimming League																										
  			League				Division				Round				Gala Number														
			South				Division Two West				Two				Gala Two														
Venue			Southampton																										
Date			10/11/2018																										
License number			3SE182665																										
Lane			LANE 1		LANE 2		LANE 3		LANE 4		LANE 5		LANE 6		LANE 7		LANE 8												
HSMS					ALTS		OXFS		SBOW		RURS		CHMS		WEYS		WEWS												
PLACE			6		7		2		1		3		4		8		5												
POINTS			185		175		329		354		211		194		155		192												
EVENTS			TIME	PLC	PLC	TIME	PLC	PLC	TIME	PLC	PLC	TIME	PLC	PLC	TIME	PLC	PLC	TIME	PLC	PLC									
43	Girls	9 /11 Years	4 x 50m Medley Relay			2:46.01	4	5	0:00.00			2:38.96	2	7	2:27.50	1	8	2:39.27	3	6	2:47.06	5	4	2:52.12	6	3	3:09.63	7	2
			Reason for no points			turn 1 swim on front before initiating turn																							
44	Boys	9 /11 Years	4 x 50m Medley Relay			2:44.93	4	5	2:53.54	6	3	2:42.88	3	6	2:27.53	1	8	2:52.89	5	4	3:03.03	7	2	2:42.41	2	7	3:22.94	8	1
			Reason for no points																										
45	Girls	13/u	4 x 50m Freestyle Relay			2:17.08	7	2	2:13.92	5	4	2:04.53	2	7	2:01.55	1	8	2:08.89	4	5	2:06.70	3	6	2:18.85	8	1	2:15.99	6	3
			Reason for no points																										
46	Boys	13/u	4 x 50m Freestyle Relay			2:09.94	5	4	2:16.91	8	1	2:05.80	4	5	1:55.11	1	8	2:04.56	2	7	2:11.78	6	3	2:04.79	3	6	2:11.87	7	2
			Reason for no points																										
47	Girls	15/u	4 x 50m Medley Relay			2:21.84	6	3	2:19.18	5	4	2:04.99	1	8	2:05.67	2	7	2:14.93	3	6	2:18.37	4	5	2:30.93	8	1	2:22.30	7	2
			Reason for no points																										
48	Boys	15/u	4 x 50m Medley Relay			2:18.39	8	1	2:09.31	4	5	1:59.82	1	8	2:01.96	2	7	2:17.12	7	2	2:09.09	3	6	2:15.21	5	4	2:15.60	6	3
			Reason for no points																										
49	Ladies	Open	6 x 50m Freestyle Relay			3:04.46	7	2	2:59.33	4	5	2:52.44	2	7	2:51.76	1	8	3:04.23	6	3	3:02.35	5	4	3:07.13	8	1	2:57.84	3	6
			Reason for no points																										
50	Mens	Open	6 x 50m Freestyle Relay			2:38.33	4	5	2:39.54	5	4	2:37.34	3	6	2:33.25	1	8	2:45.50	8	1	2:45.07	7	2	2:40.67	6	3	2:36.56	2	7
			Reason for no points																										
TOTALS OF ALL PLACES PER CLUB			1st		1st		1st	13	1st	32	1st		1st	2	1st		1st	3											
			2nd	4	2nd	4	2nd	17	2nd	8	2nd	5	2nd	4	2nd	2	2nd	7											
			3rd	4	3rd	3	3rd	9	3rd	5	3rd	8	3rd	10	3rd	6	3rd	4											
			4th	9	4th	9	4th	9	4th	1	4th	8	4th	5	4th	4	4th	5											
			5th	8	5th	11	5th	1	5th	1	5th	10	5th	5	5th	9	5th	5											
			6th	12	6th	6	6th	1	6th	1	6th	12	6th	5	6th	5	6th	8											
			7th	7	7th	7	7th		7th		7th	5	7th	12	7th	10	7th	9											
			8th	6	8th	8	8th		8th		8th	2	8th	6	8th	14	8th	8											
POINTS AT EVENT 10			HSMS		ALTS		OXFS		SBOW		RURS		CHMS		WEYS		WEWS												
POINTS AT EVENT 18			38		33		70		76		42		39		31		30												
POINTS AT EVENT 26			67		63		123		123		79		72		51		68												
POINTS AT EVENT 34			96		89		175		178		108		109		78		101												
POINTS AT EVENT 42			128		124		229		231		141		139		103		126												
POINTS AT EVENT 42			158		149		275		292		177		162		129		166												