




NASL 2018 v3

National Arena Swimming League



League		South		Division		Two West		Round		3		Gala Number		1												
Venue		Fleet		Date		08/12/2018		License number		3SE182774																
LANE 1		LANE 2		LANE 3		LANE 4		LANE 5		LANE 6		LANE 7		LANE 8												
Wycombe Dist		Rushmoor Ryl		Guildford City C Team		Swim Bourne-mouth		Hart		City of Oxford B Team		Farnham		Chesham												
OVERALL POINTS TOTAL		PLACE 8	PLACE 5	PLACE 4	PLACE 1	PLACE 3	PLACE 2	PLACE 6	PLACE 7																	
8 LANE 1800 7 LANE 1400		1787																								
POINTS 146		POINTS 171		POINTS 228		POINTS 330		POINTS 274		POINTS 317		POINTS 166		POINTS 155												
EVENTS		TIME	PLACE	POINTS	TIME	PLACE	POINTS	TIME	PLACE	POINTS	TIME	PLACE	POINTS	TIME	PLACE	POINTS										
1	Ladies	Open	200m																							
			2:37.82	7	2	2:31.20	3	6	2:37.65	6	3	2:21.89	1	8	2:36.22	5	4	2:22.83	2	7	2:33.51	4	5	2:38.62	8	1
			Individual Medley		Danielle Kidd		Ella Hamilton		Emily Malanga		Amy Brown		Emma Jones		Nicole Ryan		Annabel Kuipers		Katy Webber							
Reason for no points																										
2	Mens	Open	200m																							
			2:08.98	2	7	2:25.39	8	1	2:16.87	4	5	2:23.72	7	2	2:23.21	6	3	2:08.87	1	8	2:21.96	5	4	2:13.25	3	6
			Individual Medley		Jamie Owen		Matthew Scally		Alexander Hicks		George Kelman-Johns		Edward Nye		Connor Bryan		Elliot Morpuss		Luke Ibbeson							
Reason for no points																										
3	Girls	9 /11 Years	4 x 50m Freestyle Relay																							
			2:21.42	7	2	2:14.53	3	6	2:13.37	2	7	2:06.08	1	8	2:17.11	4	5	2:17.26	5	4	2:23.84	8	1	2:18.24	6	3
Reason for no points																										
4	Boys	9 /11 Years	4 x 50m Freestyle Relay																							
			2:25.28	5	4	2:26.11	6	3	2:23.21	4	5	2:05.10	1	8	2:11.94	2	7	2:14.52	3	6	2:35.08	7	2	2:35.33	8	1
Reason for no points																										
5	Girls	13/u	4 x 50m Medley Relay																							
			2:30.65	8	1	2:27.15	7	2	2:14.68	2	7	2:15.97	3	6	2:11.68	1	8	2:19.58	5	4	2:23.06	6	3	2:19.23	4	5
Reason for no points																										
6	Boys	13/u	4 x 50m Medley Relay																							
			2:21.96	3	6	2:24.56	5	4	0:00.00			2:04.85	1	8	2:14.18	2	7	0:00.00			2:23.76	4	5	2:41.97	6	3
Reason for no points																										
7	Girls	15/u	4 x 50m Freestyle Relay																							
			2:06.16	8	1	2:02.94	7	2	1:59.13	4	5	1:50.81	1	8	1:58.64	3	6	1:53.85	2	7	1:59.23	5	4	1:59.51	6	3
Reason for no points																										
8	Boys	15/u	4 x 50m Freestyle Relay																							
			1:53.51	4	5	1:56.51	6	3	1:57.79	7	2	1:49.11	2	7	0:00.00			1:47.65	1	8	1:54.29	5	4	1:51.48	3	6
Reason for no points																										
9	Ladies	Open	4 x 50m Medley Relay																							
			2:13.08	7	2	2:14.11	8	1	2:06.78	3	6	2:03.23	2	7	2:09.46	4	5	2:01.99	1	8	2:09.83	5	4	2:09.94	6	3
Reason for no points																										
10	Mens	Open	4 x 50m Medley Relay																							
			1:54.21	4	5	1:57.05	5	4	1:53.62	3	6	1:57.28	6	3	1:53.47	2	7	1:49.86	1	8	2:03.04	7	2	2:07.32	8	1
Reason for no points																										
11	Girls	10/11 Years	50m Backstroke																							
			0:41.23	7	2	0:37.29	3	6	0:37.35	4	5	0:36.19	2	7	0:35.43	1	8	0:37.65	5	4	0:40.30	6	3	0:41.63	8	1
Tanisha Pendse		Emily Legge		Lois Wong		Minnie Barratt		Zoe Falconer		Fiorella Pucks-Fazel		Amy Lee		Robyn Martin												
Reason for no points																										
12	Boys	10/11 Years	50m Backstroke																							
			0:42.38	6	3	0:41.55	5	4	0:39.73	4	5	0:35.15	1	8	0:38.29	2	7	0:38.98	3	6	0:44.15	7	2	0:45.17	8	1
Arman Guliyen		Luke Buckingham		Ben Brett		Freddie Hodgetts		Henry Manning		Monty Salmon		Rafe Stanbury		Sebastian Smith												
Reason for no points																										
13	Girls	13/u	100m Breaststroke																							
			1:36.18	8	1	1:23.47	3	6	1:23.64	4	5	1:27.06	5	4	1:19.77	1	8	1:22.46	2	7	1:31.45	7	2	1:27.90	6	3
Victoria Mann		Emily Price		Stella Gamski		Liliana Scoulding-Jones		Isobel Neighbour		Willi Mertens		Emily Harker		Lilli Deste												
Reason for no points																										
14	Boys	13/u	100m Breaststroke																							
			1:27.28	5	4	1:30.65	7	2	1:24.19	4	5	1:14.68	1	8	1:20.87	3	6	1:18.48	2	7	1:30.31	6	3	0:00.00		
George Collier		James Dargan		Harry Readhead		Conor Cherrington		Callum Frith		Joseph Watkiss		Alexander Andrews		Samuel Whibley												
Reason for no points																										
15	Girls	15/u	100m Backstroke																							
			1:15.23	7	2	1:14.19	6	3	1:12.48	5	4	1:05.08	1	8	1:10.56	3	6	1:10.00	2	7	1:11.66	4	5	1:19.90	8	1
Abigail Kennedy		Emily Miller		Jasmine Findlay		Amy Brown		Bethan White		Lara Mills		Amy Strobe		Siobhan Toppin												
Reason for no points																										
16	Boys	15/u	100m Backstroke																							
			1:14.99	8	1	1:13.24	7	2	1:10.02	4	5	1:03.65	1	8	1:12.52	5	4	1:04.44	2	7	1:13.20	6	3	1:06.79	3	6
Alexander Mills		Jake Williams		Michael Young		Drew McGregor		Morgan Sheppard		Charles Pauling		Jordan Hammond		Benjamin Redlich												
Reason for no points																										
17	Ladies	Open	100m Butterfly																							
			1:11.80	6	3	1:13.42	7	2	1:11.03	5	4	1:03.86	1	8	1:10.43	4	5	1:06.63	2	7	1:14.52	8	1	1:09.73	3	6
Danielle Kidd		Ella Hamilton		Madeleine Doré		Ella Chown		Florence Marks		Tiana Porter		Annabel Kuipers		Charlotte Ibbeson												
Reason for no points																										
18	Mens	Open	100m Butterfly																							
			1:01.18	4	5	1:00.86	3	6	1:01.90	5	4	1:06.33	7	2	1:00.75	2	7	0:58.86	1	8	1:06.36	8	1	1:05.61	6	3
Jamie Owen		Matthew Scally		Chris Green		Max Weeks		Balazs Toth		Maximilian Bolcato		Kit Humphrey		Christopher Haworth												
Reason for no points																										
19	Girls	10/11 Years	50m Butterfly																							
			0:41.54	8	1	0:37.62	3	6	0:35.77	2	7	0:32.70	1	8	0:38.49	5	4	0:38.32	4	5	0:40.95	7	2	0:38.59	6	3
Tanisha Pendse		Sophie Duckworth		Scarlett Sim		Halle Harris		Tamsin Wheeler		Eleni Ioannou		Amy Lee		Lesedi Nkoane												
Reason for no points																										
20	Boys	10/11 Years	50m Butterfly																							
			0:44.17	8	1	0:42.77	6	3	0:40.67	4	5	0:33.19	1	8	0:36.11	2	7	0:37.59	3	6	0:44.02	7	2	0:41.43	5	4
Luke Ellis		Daniel Papworth		Sam Tedder		Jamie Workman		Henry Manning		Tristan Dennis		Harry Welch		Freddie Kenward												
Reason for no points																										
21	Girls	13/u	100m Backstroke																							
			1:20.41	8	1	1:19.77	7	2	1:10.84	1	8	1:11.86	3	6	1:11.45	2	7	1:16.35	4	5	1:16.86	5	4	1:16.86	5	4
Amber Galley		Madeline Clifford		Louisa Hughes		Ellie Brown		Cristina Kirby		Juliet Anthony		Hannah O'Mahony		Tess Foreman												
Reason for no points																										
22	Boys	13/u	100m Backstroke																							
			1:14.16	3	6	1:19.42	7	2	1:08.53	1	8	1:11.20	2	7	1:16.07	5	4	1:14.16	3	6	1:16.27	6	3	1:22.22	8	1
Joshua Burch		Ralph Newbould		Andrew Brett		Conor Cherrington		William Nelson		Lachlan Middleton		Jasper Henderson		Jeremy Landon												
Reason for no points																										



NASL 2018 v3			National Arena Swimming League																															
  			League South				Division Two West				Round 3				Gala Number 1																			
			Venue Fleet								Date 08/12/2018								License number 3SE182774															
			LANE 1 Wycombe Dist		LANE 2 Rushmoor RyI		LANE 3 Guildford City C Team		LANE 4 Swim Bouenemouh		LANE 5 Hart		LANE 6 City of Oxford B Team		LANE 7 Farnham		LANE 8 Chesham																	
DEFAULT POINTS TOTALS <b>8 LANE 1800</b> <b>7 LANE 1400</b>			OVERALL POINTS TOTAL <b>1787</b>																															
EVENTS			TIME		PLACE		POINTS		TIME		PLACE		POINTS		TIME		PLACE		POINTS															
42	Mens	Open	100m Freestyle		Jamie Owen		Lawrence Gilfrin		Matthew Mason		Michael Kingsley		Balazs Toth		Kenji Mcdade		Elliot Morpuss		Thomas Hall															
Reason for no points																																		
43	Girls	9 /11 Years	4 x 50m Medley Relay		0:00.00		2:34.14 4 5		2:31.74 2 7		2:21.88 1 8		2:33.36 3 6		2:36.33 5 4		2:48.54 7 2		2:43.96 6 3															
Reason for no points			10.11																															
44	Boys	9 /11 Years	4 x 50m Medley Relay		2:51.28 5 4		0:00.00		2:42.22 4 5		2:27.04 1 8		2:37.92 3 6		2:36.84 2 7		3:02.80 7 2		2:59.97 6 3															
Reason for no points			10.11																															
45	Girls	13/u	4 x 50m Freestyle Relay		2:09.08 7 2		2:10.33 8 1		2:03.22 4 5		2:02.67 3 6		2:01.02 1 8		2:04.77 5 4		2:09.02 6 3		2:02.32 2 7															
Reason for no points																																		
46	Boys	13/u	4 x 50m Freestyle Relay		2:07.56 6 3		2:08.84 7 2		2:00.82 3 6		1:54.38 1 8		1:58.03 2 7		2:01.60 4 5		2:05.41 5 4		2:11.82 8 1															
Reason for no points																																		
47	Girls	15/u	4 x 50m Medley Relay		2:25.54 8 1		2:15.27 5 4		2:12.39 3 6		2:05.11 1 8		2:12.99 4 5		2:05.26 2 7		2:17.10 6 3		2:17.33 7 2															
Reason for no points																																		
48	Boys	15/u	4 x 50m Medley Relay		2:09.25 4 5		2:07.29 3 6		2:13.48 8 1		2:00.68 2 7		2:11.32 7 2		1:59.15 1 8		2:09.67 6 3		2:09.44 5 4															
Reason for no points																																		
49	Ladies	Open	6 x 50m Freestyle Relay		3:06.35 8 1		3:02.08 7 2		2:54.61 3 6		2:51.05 2 7		2:55.52 4 5		2:48.27 1 8		2:57.88 6 3		2:57.78 5 4															
Reason for no points																																		
50	Mens	Open	6 x 50m Freestyle Relay		2:38.85 5 4		2:36.60 3 6		0:00.00		2:37.35 4 5		2:29.96 1 8		2:32.40 2 7		2:45.76 7 2		2:43.02 6 3															
Reason for no points			10.11																															
<b>TOTALS OF ALL PLACES PER CLUB</b>			1st		1st		1st		3		1st		24		1st		8		1st		13		1st		1st		2							
			2nd		2		2nd		2		2nd		6		2nd		11		2nd		10		2nd		16		2nd		2		2nd		1	
			3rd		3		3rd		10		3rd		10		3rd		5		3rd		8		3rd		8		3rd		1		3rd		6	
			4th		6		4th		4		4th		13		4th		1		4th		10		4th		5		4th		8		4th		2	
			5th		8		5th		6		5th		5		5th		4		5th		7		5th		7		5th		7		5th		7	
			6th		6		6th		7		6th		2		6th		2		6th		3		6th				6th		17		6th		12	
			7th		11		7th		14		7th		4		7th		2		7th		2		7th		2		7th		12		7th		3	
			8th		12		8th		4		8th		3		8th				8th		1		8th				8th		3		8th		16	
			Wycombe Dist		Rushmoor RyI		Guildford City C Team		Swim Bouenemouh		Hart		City of Oxford B Team		Farnham		Chesham																	
POINTS AT EVENT 10			35		32		46		65		52		60		34		32																	
POINTS AT EVENT 18			56		63		83		118		103		113		54		53																	
POINTS AT EVENT 26			75		88		127		169		148		165		85		75																	
POINTS AT EVENT 34			101		112		166		221		188		219		113		97																	
POINTS AT EVENT 42			126		145		192		273		227		267		144		128																	