

# NASL.2017.V5




# National Arena Swimming League






LEAGUE	<b>West Midlands</b>	DIVISION	<b>Premier</b>	ROUND	<b>2</b>	GALA NUMBER	
VENUE	<b>Stafford</b>			Date	<b>11/11/2017</b>	License	<b>00/01/1900</b>
	LANE 1 CITY OF HEREFORD	LANE 2 CHASE	LANE 3 Leicester Sharks CSC	LANE 4 BOLDMERE	LANE 5 WOLVERHAMPTON	LANE 6 City of Derby B Team	

DEFAULT POINTS TOTALS	DOS, TIES ETC WILL CHANGE THESE FIGURES	PLACE <b>6</b>	PLACE <b>3</b>	PLACE <b>1</b>	PLACE <b>2</b>	PLACE <b>4</b>	PLACE <b>5</b>
<b>6 LANE 1050</b> <b>5 LANE 750</b>	OVERALL POINTS TOTAL <b>1050</b>	POINTS <b>136</b>	POINTS <b>183</b>	POINTS <b>238</b>	POINTS <b>197</b>	POINTS <b>152</b>	POINTS <b>144</b>

EVENTS		TIME	PLACE	POINTS	TIME	PLACE	POINTS	TIME	PLACE	POINTS	TIME	PLACE	POINTS	TIME	PLACE	POINTS				
1	Ladies Open	Individual Medley	2:28.17	4	3	2:27.00	3	4	2:19.77	1	6	2:38.09	6	1	2:24.84	2	5	2:29.20	5	2
		Reason for no points	Ellie Westoby		CAITLIN KILGALLEN		Michaela Glenister		Emily Gordon		Jessica Banks		Georgina Walker							
2	Mens Open	Individual Medley	2:14.14	1	6	2:19.25	6	1	2:16.73	4	3	2:15.04	2	5	2:15.05	3	4	2:18.51	5	2
		Reason for no points	James Bilbao		DAVID HOLLAND		Simon Scully		Ben Stanford		Matthew Holland		Campbell Stephen							
3	Girls 9/11 Years	4 x 50m Freestyle Relay	2:13.30	4	3	2:12.30	3	4	2:10.12	2	5	2:10.03	1	6	2:18.26	6	1	2:16.95	5	2
4	Boys 9/11 Years	4 x 50m Freestyle Relay	2:19.72	4	3	2:22.94	5	2	2:06.49	1	6	2:11.19	2	5	2:32.03	6	1	2:14.73	3	4
5	Girls 13/u	4 x 50m Medley Relay	2:19.64	6	1	2:17.91	4	3	2:10.58	1	6	2:12.84	2	5	2:18.04	5	2	2:15.92	3	4
6	Boys 13/u	4 x 50m Medley Relay	2:28.56	6	1	2:15.16	2	5	2:15.32	3	4	2:17.85	4	3	2:12.93	1	6	2:27.45	5	2
7	Girls 15/u	4 x 50m Freestyle Relay	1:57.10	3	4	1:59.28	6	1	1:55.19	1	6	1:57.08	2	5	1:57.57	4	3	1:58.36	5	2
8	Boys 15/u	4 x 50m Freestyle Relay	1:56.94	6	1	1:45.44	1	6	1:47.24	2	5	1:48.98	4	3	1:52.92	5	2	1:47.84	3	4
9	Ladies Open	4 x 50m Medley Relay	2:11.28	5	2	2:14.32	6	1	2:02.92	1	6	2:09.33	3	4	2:09.53	4	3	2:08.28	2	5
10	Mens Open	4 x 50m Medley Relay	1:54.47	3	4	1:52.31	2	5	1:56.58	6	1	1:52.30	1	6	1:56.02	4	3	1:56.43	5	2
11	Girls 10/11 Years	50m Backstroke	0:37.24	1	6	0:37.85	3	4	0:37.57	2	5	0:38.36	4	3	0:40.62	6	1	0:38.47	5	2
		Reason for no points	Bea Jones		BETHAN COOKE		Isabela Zurdo Romao		Phoebe Williams		Ava Griffiths		Katie Heald							
12	Boys 10/11 Years	50m Backstroke	0:42.18	5	2	0:40.91	4	3	0:35.98	2	5	0:35.76	1	6	0:47.93	6	1	0:39.51	3	4
		Reason for no points	Peter Wood		HARVEY REED		Tom Derbyshire		Jude Denning		Charlie Williams		Finlay Cordle							
13	Girls 13/u	100m Breaststroke	1:23.06	5	2	1:22.50	4	3	1:20.91	1	6	1:20.99	2	5	1:24.08	6	1	1:21.21	3	4
		Reason for no points	Amelita Cook		ERIN HULL		Georgia Clarke		Lauren Knight		Grace Haywood		Libby Bateman-Arkininstall							
14	Boys 13/u	100m Breaststroke	1:32.57	6	1	1:19.03	1	6	1:20.34	2	5	1:27.48	3	4	1:28.76	4	3	1:28.77	5	2
		Reason for no points	Nathan Gough		CHRISTIAN ROE		Jack Taylor		Noah Southgate		Ryan James		Reuben Mason							
15	Girls 15/u	100m Backstroke	1:10.12	3	4	1:10.09	2	5	1:06.98	1	6	1:15.82	6	1	1:10.13	4	3	1:11.90	5	2
		Reason for no points	Evie Johns		HANNAH BUICK		Michaela Glenister		Charlotte Jones		Megan Dean		Angelina Freeman							
16	Boys 15/u	100m Backstroke	1:11.83	6	1	1:01.94	1	6	1:05.37	5	2	1:05.29	3	4	1:05.33	4	3	1:04.14	2	5
		Reason for no points	Theo Lind		JACOB DAVIES		Luca De Zilva		James Goodwin		Thomas Davidson		Toma Tokiwa-Smith							
17	Ladies Open	100m Butterfly	1:10.76	4	3	1:15.93	6	1	1:05.34	1	6	1:12.76	5	2	1:07.34	2	5	1:08.30	3	4
		Reason for no points	Ellie Westoby		NIAMH JENNINGS		Milly Scotchbrook		Emily Gordon		Jessica Banks		Abbie Hulbert							
18	Mens Open	100m Butterfly	1:01.56	4	3	0:56.06	1	6	1:01.57	5	2	0:59.13	3	4	0:58.81	2	5	1:02.03	6	1
		Reason for no points	Fynn Lewis-Gale		ROSS HILL		Kieran Flint		Ben Campbell		Ben Roberts		Isac Von-Fintel							
19	Girls 10/11 Years	50m Butterfly	0:34.12	1	6	0:36.87	4	3	0:35.34	2	5	0:36.23	3	4	0:38.45	5	2	0:38.50	6	1
		Reason for no points	Zara Beaumont		RHIANNA SHACKLETON		Alexia Kowal		Eleanor Bevan		Logan Shields		Maddison Ward-Lowe							

NASL.2017.V5			National Arena Swimming League																				
  			LEAGUE <b>West Midlands</b>			DIVISION <b>Premier</b>			ROUND <b>2</b>			GALA NUMBER											
			VENUE <b>Stafford</b>			Date <b>11/11/2017</b>			License <b>00/01/1900</b>														
			LANE 1 CITY OF HEREFORD			LANE 2 CHASE			LANE 3 Leicester Sharks CSC			LANE 4 BOLDMERE			LANE 5 WOLVERHAMPTON			LANE 6 City of Derby B Team					
DEFAULT POINTS TOTALS			PLACE <b>6</b>			PLACE <b>3</b>			PLACE <b>1</b>			PLACE <b>2</b>			PLACE <b>4</b>			PLACE <b>5</b>					
6 LANE 1050 5 LANE 750			POINTS <b>136</b>			POINTS <b>183</b>			POINTS <b>238</b>			POINTS <b>197</b>			POINTS <b>152</b>			POINTS <b>144</b>					
OVERALL POINTS TOTAL			<b>1050</b>																				
DoS, TIES ETC WILL CHANGE THESE FIGURES																							
20	Boys	10/11 Years	50m Butterfly			0:34.58	1	6	0:42.25	6	1	0:35.60	2	5	0:38.14	4	3	0:35.70	3	4	0:39.83	5	2
			Nathan Gough			ALFIE EDWARDS			Luke Stevens			Clark Hopkinson			William Edwards			Thomas Moore					
			Reason for no points																				
21	Girls	13/u	100m Backstroke			1:16.67	6	1	1:16.28	5	2	1:11.06	1	6	1:11.53	2	5	1:14.96	3	4	1:15.90	4	3
			Freya Phelps			COURTNEY BIRKETT			Madeleine Squires			Irisha Powell			Lilly May Marston			Libby Bateman-Arkininstall					
			Reason for no points																				
22	Boys	13/u	100m Backstroke			1:29.90	6	1	1:09.50	1	6	1:11.72	3	4	1:16.83	4	3	1:10.06	2	5	1:17.19	5	2
			Samuel Goodwin			JACK MURPHY			Alex Keeble			Jude Denning			Oliver Burns			Shinnosuke Kuroda					
			Reason for no points																				
23	Girls	15/u	100m Butterfly			1:13.03	4	3	1:14.50	5	2	1:09.59	1	6	1:16.86	6	1	1:09.87	2	5	1:11.00	3	4
			Maisie Hosking-Lewis			HANNAH BUICK			Keanna Kowal			Charlotte Jones			Helena Mole			Abbie Hulbert					
			Reason for no points																				
24	Boys	15/u	100m Butterfly			1:12.43	6	1	1:00.93	1	6	1:03.79	3	4	1:02.79	2	5	1:09.45	5	2	1:06.61	4	3
			Joshua Gough			JACOB DAVIES			Xeimon Parker-Cox			James Goodwin			Jay Hammond			Ethan Billinge					
			Reason for no points																				
25	Ladies	Open	100m Backstroke			1:07.87	2	5	1:09.28	3	4	1:03.69	1	6	1:13.79	6	1	1:09.47	4	3	1:09.89	5	2
			Ellie Westoby			CAITLIN KILGALLEN			Daisy Platts			Irisha Powell			Megan Dean			Sian Heap					
			Reason for no points																				
26	Mens	Open	100m Backstroke			1:02.86	4	3	0:59.75	1	6	1:04.72	6	1	1:01.43	2	5	1:04.13	5	2	1:01.99	3	4
			Pat Blake			JACOB DAVIES			Tom Christie-Smith			Ben Campbell			Bradley Gordon			Shay Bradley					
			Reason for no points																				
27	Girls	10/11 Years	50m Breaststroke			0:39.75	1	6	0:43.35	5	2	0:41.32	4	3	0:41.01	3	4	0:40.25	2	5	0:47.20	6	1
			Zara Beaumont			BETHAN COOKE			Abby Mitchell			Phoebe Williams			Erin Maher			Millie Cadden					
			Reason for no points																				
28	Boys	10/11 Years	50m Breaststroke			0:41.88	1	6	0:45.66	4	3	0:42.53	2	5	0:44.35	3	4	0:51.59	6	1	0:46.13	5	2
			Nathan Gough			EOIN JENNINGS			Declan Luff			Clark Hopkinson			Joshua Banks			Finlay Cordie					
			Reason for no points																				
29	Girls	13/u	100m Butterfly			1:22.75	6	1	1:17.25	4	3	1:09.97	2	5	1:09.54	1	6	1:21.01	5	2	1:16.65	3	4
			Emma Phipps			CIARA SHACKLETON			Yasmine Sheffield			Lauren Knight			Izabel Peniket			Aimee Boucherat					
			Reason for no points																				
30	Boys	13/u	100m Butterfly			1:09.48	1	6	1:17.69	5	2	1:15.08	4	3	1:09.76	2	5	1:11.91	3	4	1:22.55	6	1
			Joshua Gough			CHRISTIAN ROE			Alex Keeble			Dan Jenkins			Oliver Burns			Reuben Mason					
			Reason for no points																				
31	Girls	15/u	100m Freestyle			1:05.84	6	1	1:00.88	1	6	1:02.43	3	4	1:03.31	5	2	1:02.31	2	5	1:03.19	4	3
			Evie Johns			CAITLIN KILGALLEN			Sarah White			Aaliyah Lloyd			Helena Mole			Abbey Turnbull					
			Reason for no points																				
32	Boys	15/u	100m Freestyle			1:05.10	6	1	0:56.72	1	6	0:57.20	2	5	0:57.82	3	4	0:58.99	5	2	0:58.14	4	3
			Theo Lind			LEWIS JONES			Xeimon Parker-Cox			Will Cooper			Jack Haynes			Toma Tokiwa-Smith					
			Reason for no points																				
33	Ladies	Open	100m Breaststroke			1:23.57	6	1	1:20.12	4	3	1:18.56	2	5	1:18.75	3	4	1:22.04	5	2	1:17.46	1	6
			Meghan Morrish			MORGAN UPTON			Milly Scotchbrook			Emily Gordon			Jessica Lake			Maria-Magdalena Vassileva-Necula					
			Reason for no points																				
34	Mens	Open	100m Breaststroke			1:09.29	3	4	1:13.25	5	2	1:12.55	4	3	1:06.44	1	6	1:14.69	6	1	1:09.28	2	5
			James Bilbao			DAVID HOLLAND			Simon Scully			Dan Smith			Matthew Holland			Campbell Stephen					
			Reason for no points																				
35	Girls	10/11 Years	50m Freestyle			0:31.85	1	6	0:32.00	2	5	0:32.15	3	4	0:32.31	4	3	0:32.52	5	2	0:32.86	6	1
			Bea Jones			RHIANNA SHACKLETON			Laurie Devine			Eleanor Bevan			Erin Maher			Katie Heald					
			Reason for no points																				

NASL.2017.V5			National Arena Swimming League																			
  			LEAGUE <b>West Midlands</b>				DIVISION <b>Premier</b>				ROUND <b>2</b>		GALA NUMBER		LICENSE							
			VENUE <b>Stafford</b>						Date <b>11/11/2017</b>		License		00/01/1900									
			LANE 1 CITY OF HEREFORD		LANE 2 CHASE		LANE 3 Leicester Sharks CSC		LANE 4 BOLDMERE		LANE 5 WOLVERHAMPTON		LANE 6 City of Derby B Team									
DEFAULT POINTS TOTALS 6 LANE 1050 5 LANE 750			Dfs, TIES ETC WILL CHANGE THESE FIGURES OVERALL POINTS TOTAL <b>1050</b>																			
			PLACE <b>6</b>		PLACE <b>3</b>		PLACE <b>1</b>		PLACE <b>2</b>		PLACE <b>4</b>		PLACE <b>5</b>									
			POINTS <b>136</b>		POINTS <b>183</b>		POINTS <b>238</b>		POINTS <b>197</b>		POINTS <b>152</b>		POINTS <b>144</b>									
36	Boys	10/11 Years	50m Freestyle		0:35.34	5	2	0:35.66	6	1	0:30.86	1	6	0:31.43	2	5	0:31.63	3	4	0:32.57	4	3
			Reason for no points		Peter Wood		EION JENNINGS		Jacob Mills		Jude Denning		William Edwards		Thomas Moore							
37	Girls	13/u	100m Freestyle		1:10.78	6	1	1:06.41	3	4	1:03.54	1	6	1:07.63	4	3	1:08.49	5	2	1:06.07	2	5
			Reason for no points		Milly Roper		CIARA SHACKLETON		Madeleine Squires		Charlotte Jones		Lily May Marston		Lucy Cadden							
38	Boys	13/u	100m Freestyle		1:03.81	5	2	1:01.56	2	5	1:02.34	3	4	1:02.52	4	3	0:59.93	1	6	1:04.28	6	1
			Reason for no points		Joshua Gough		JACK MURPHY		Jack Taylor		Dan Jenkins		Jack Haynes		Shinnosuke Kuroda							
39	Girls	15/u	100m Breaststroke		1:22.69	5	2	1:23.82	6	1	1:15.66	1	6	1:17.42	2	5	1:21.72	3	4	1:22.01	4	3
			Reason for no points		Meghan Morrish		ERIN HULL		Michaela Glenister		Aaliyah Lloyd		Megan Dean		Libby Bateman-Arkinstall							
40	Boys	15/u	100m Breaststroke		1:20.79	6	1	1:12.03	1	6	1:12.14	2	5	1:14.81	5	2	1:14.47	3	4	1:14.49	4	3
			Reason for no points		James Casewell		LEWIS JONES		Chris Snow		Will Cooper		Thomas Davidson		Joe Bagley							
41	Ladies	Open	100m Freestyle		1:04.59	6	1	1:01.41	3	4	0:59.41	1	6	1:01.74	4	3	1:01.07	2	5	1:02.09	5	2
			Reason for no points		Evie Johns		HANNAH BUICK		Daisy Platts		Alice Lane		Jessica Banks		Georgina Walker							
42	Mens	Open	100m Freestyle		0:54.76	5	2	0:52.06	1	6	0:53.73	3	4	0:53.69	2	5	0:55.38	6	1	0:54.56	4	3
			Reason for no points		Pat Meggitt		ROSS HILL		Matt Jory		Ben Stanford		Ben Roberts		Shay Bradley							
43	Girls	9 /11 Years	4 x 50m Medley Relay		2:35.13	4	3	2:34.72	3	4	2:27.15	1	6	2:32.81	2	5	2:39.71	5	2	2:43.49	6	1
44	Boys	9 /11 Years	4 x 50m Medley Relay		2:44.97	4	3	2:49.75	5	2	2:29.41	1	6	2:35.38	2	5	3:03.99	6	1	2:43.20	3	4
			Reason for no points																			
45	Girls	13/u	4 x 50m Freestyle Relay		2:06.54	6	1	2:03.34	4	3	2:00.57	1	6	2:00.63	2	5	2:05.55	5	2	2:02.46	3	4
			Reason for no points																			
46	Boys	13/u	4 x 50m Freestyle Relay		2:13.13	6	1	2:00.63	2	5	2:02.90	4	3	2:02.05	3	4	1:58.27	1	6	2:08.86	5	2
			Reason for no points																			
47	Girls	15/u	4 x 50m Medley Relay		2:14.05	5	2	2:17.62	6	1	2:10.34	1	6	2:13.54	4	3	2:13.48	3	4	2:11.47	2	5
			Reason for no points																			
48	Boys	15/u	4 x 50m Medley Relay		2:14.13	6	1	1:58.34	1	6	2:00.39	2	5	2:05.31	4	3	2:08.02	5	2	2:02.66	3	4
			Reason for no points																			
49	Ladies	Open	6 x 50m Freestyle Relay		2:57.00	3	4	2:57.78	5	2	2:50.10	1	6	2:57.26	4	3	2:56.47	2	5	2:58.65	6	1
			Reason for no points																			
50	Mens	Open	6 x 50m Freestyle Relay		2:36.03	5	2	2:32.97	2	5	2:33.71	3	4	2:29.91	1	6	2:37.78	6	1	2:34.90	4	3
			Reason for no points																			
<b>TOTALS OF</b> <b>1st, 2nd &amp; 3rd PLACES</b> <b>PER CLUB</b>			1st	8	1st	12	1st	20	1st	6	1st	3	1st	1								
			2nd	1	2nd	7	2nd	13	2nd	15	2nd	9	2nd	5								
			3rd	5	3rd	7	3rd	8	3rd	10	3rd	8	3rd	12								
			4th	9	4th	8	4th	5	4th	12	4th	7	4th	9								
			5th	9	5th	8	5th	2	5th	3	5th	13	5th	15								
			6th	18	6th	8	6th	2	6th	4	6th	10	6th	8								
			CITY OF HEREFORD		CHASE		Leicester Sharks CSC		BOLDMERE		WOLVERHAMPTON		City of Derby B Team									
POINTS AT EVENT 10			28		32		48		43		30		29									
POINTS AT EVENT 18			50		66		85		72		52		53									
POINTS AT EVENT 26			76		96		122		99		79		74									
POINTS AT EVENT 34			102		123		155		134		101		99									
POINTS AT EVENT 42			119		155		196		163		129		120									