

# NASL.2017.V2

# National Arena Swimming League






LEAGUE		DIVISION		ROUND		GALA NUMBER																
		1				2																
VENUE		Date		License		00/01/1900																
LANE 1 City of Peterborough B		LANE 2 Notts Leander A		LANE 3 City of Peterborough A		LANE 4 City of Milton Keynes		LANE 5 West Norfolk		LANE 6 Louth												
PLACE <b>5</b>		PLACE <b>3</b>		PLACE <b>1</b>		PLACE <b>2</b>		PLACE <b>4</b>		PLACE <b>6</b>												
POINTS <b>130</b>		POINTS <b>191</b>		POINTS <b>278</b>		POINTS <b>197</b>		POINTS <b>182</b>		POINTS <b>69</b>												
EVENTS		TIME	PLACE	POINTS	TIME	PLACE	POINTS	TIME	PLACE	POINTS	TIME	PLACE	POINTS									
1	Ladies	Open	200		2:26.75	5	2	2:26.50	4	3	2:19.98	1	6	2:23.01	2	5	2:25.15	3	4	3:00.59	6	1
			Individual Medley	Lauren Harrison		Katie Henderson		Rebecca Burton		Aiyana Lawson		Roxanne Uys		Katherine Brown								
		Reason for no points																				
2	Mens	Open	200		2:19.03	4	3	2:22.31	5	2	2:10.29	3	4	2:09.93	2	5	2:05.12	1	6	2:35.86	6	1
			Individual Medley	Matthew Gray		Tobias Brown		Tom Wiggins		Max Murphy		Nathan Wells		William Thompson								
		Reason for no points																				
3	Girls	9/11 Years	4 x 50m Freestyle Relay		2:23.11	5	2	2:11.96	2	5	2:10.25	1	6	2:12.92	3	4	2:20.14	4	3	2:26.90	6	1
			Reason for no points																			
4	Boys	9/11 Years	4 x 50m Freestyle Relay		2:21.35	5	2	2:09.15	1	6	2:10.55	2	5	2:19.41	4	3	2:19.34	3	4	2:29.06	6	1
			Reason for no points																			
5	Girls	13/u	4 x 50m Medley Relay		2:08.13	2	5	2:10.03	3	4	2:05.92	1	6	2:15.64	5	2	2:15.23	4	3	2:19.33	6	1
			Reason for no points																			
6	Boys	13/u	4 x 50m Medley Relay		2:22.55	5	2	2:11.74	3	4	2:07.91	2	5	2:06.65	1	6	2:18.24	4	3	2:30.04	6	1
			Reason for no points																			
7	Girls	15/u	4 x 50m Freestyle Relay		1:58.14	3	4	2:00.78	5	2	1:51.68	1	6	1:55.21	2	5	1:58.23	4	3	0:00.00		
			Reason for no points												10.11							
8	Boys	15/u	4 x 50m Freestyle Relay		2:03.96	6	1	1:47.51	3	4	1:41.95	1	6	1:44.93	2	5	1:49.54	4	3	1:55.49	5	2
			Reason for no points																			
9	Ladies	Open	4 x 50m Medley Relay		2:07.04	5	2	2:06.90	4	3	1:59.45	1	6	1:59.73	2	5	2:05.44	3	4	2:25.20	6	1
			Reason for no points																			
10	Mens	Open	4 x 50m Medley Relay		1:52.27	4	3	1:51.52	3	4	1:49.72	1	6	0:00.00			1:50.10	2	5	2:01.25	5	2
			Reason for no points								DNF											
11	Girls	10/11 Years	50m Backstroke		0:42.23	5	2	0:37.24	3	4	0:36.93	2	5	0:37.75	4	3	0:36.07	1	6	0:00.00		
			Reason for no points		Millie Pearce		Isobell Shepherd		Eliza Mardon		Keilana Summers		Leah Bushell		Ruby Waring							
		Reason for no points										6.5										
12	Boys	10/11 Years	50m Backstroke		0:40.58	4	3	0:38.99	2	5	0:37.96	1	6	0:39.95	3	4	0:41.87	5	2	0:43.66	6	1
			Reason for no points		Max Tauchman		Ted Bailey		Safford Hewitt-White		Ryan Ghoulia		Daniel Grimmer		Luke Brumpton							
13	Girls	13/U	100m Breaststroke		1:20.65	3	4	1:18.24	1	6	1:18.46	2	5	1:24.15	4	3	1:24.22	5	2	1:30.29	6	1
			Reason for no points		Sophie Griffin		Merewyn Jones		Olivia Lee		Abby Murrell		Astrid Hubbard		Phoebe Payne							
14	Boys	13/U	100m Breaststroke		1:33.11	6	1	1:23.73	3	4	1:21.13	2	5	1:14.73	1	6	1:25.53	4	3	1:26.08	5	2
			Reason for no points		Josh Spencer		McKenzie Matthews		James Rothwell		Rafe Dobson		Thomas Owen		Reuben Heywood							
15	Girls	15/U	100m Backstroke		1:06.08	1	6	1:09.77	5	2	1:07.53	3	4	1:07.73	4	3	1:07.41	2	5	1:17.42	6	1
			Reason for no points		Eve Wright		Ella Gallagher		Anna Blakeley		Kaelah Lawson		Lara-Grace Mount		Chloe Bradley							
16	Boys	15/U	100m Backstroke		1:07.75	6	1	1:03.60	2	5	0:59.60	1	6	1:05.20	4	3	1:04.46	3	4	1:06.07	5	2
			Reason for no points		Matthew Newson		Joshua Skinner		Herbie Kinder		Tyler Reeve		Samuel Rose		Thomas Scott							
17	Ladies	Open	100m Butterfly		1:05.26	2	5	1:07.67	4	3	1:03.50	1	6	1:05.30	3	4	1:08.00	5	2	1:19.44	6	1
			Reason for no points		Poppy Richardson		Katie Henderson		Rebecca Burton		Lottie Wynne-Jones		Bryony Pack		Eloise Burke							
18	Mens	Open	100m Butterfly		1:03.52	5	2	1:00.41	2	5	1:01.17	3	4	1:01.64	4	3	0:58.68	1	6	1:03.79	6	1
			Reason for no points		Yasir Niami		Jonny Higham		Harry Whiteman		Max Murphy		Luke Bryan		Owen Hall							
19	Girls	10/11 Years	50m Butterfly		0:40.44	4	3	0:36.48	2	5	0:35.84	1	6	0:40.45	5	2	0:41.59	6	1	0:38.36	3	4
			Reason for no points		Ella Normington		Heaven Harris-Burton		Eliza Mardon		Freya McManus		Abigail Nicholson		Ruby Waring							

# NASL.2017.V2

# National Arena Swimming League



LEAGUE		DIVISION		ROUND		GALA NUMBER															
		1				2															
VENUE		Date		License		00/01/1900															
LANE 1 City of Peterborough B		LANE 2 Notts Leander A		LANE 3 City of Peterborough A		LANE 4 City of Milton Keynes		LANE 5 West Norfolk		LANE 6 Louth											
PLACE <b>5</b>		PLACE <b>3</b>		PLACE <b>1</b>		PLACE <b>2</b>		PLACE <b>4</b>		PLACE <b>6</b>											
POINTS <b>130</b>		POINTS <b>191</b>		POINTS <b>278</b>		POINTS <b>197</b>		POINTS <b>182</b>		POINTS <b>69</b>											
DEFAULT POINTS TOTALS		DGS, TIES ETC WILL CHANGE THESE FIGURES																			
6 LANE 1050		OVERALL POINTS TOTAL																			
5 LANE 750		<b>1047</b>																			
20	Boys	10/11 Years	50m Butterfly	0:41.57	5	2	0:35.11	2	5	0:35.19	3	4	0:38.65	4	3	0:34.45	1	6	0:46.71	6	1
			Reason for no points	Alex Harlow	Daniel Oyaide-Nicholls		Josh Martin		Philip Gusthoff		Kyle Ostil		Jake Adams								
21	Girls	13/u	100m Backstroke	1:07.96	2	5	1:08.09	3	4	1:05.50	1	6	1:12.43	5	2	1:10.66	4	3	1:20.14	6	1
			Reason for no points	Holly Graves	Emma Erskine		Ella McGhie		Holly Showler		Leah Wightman		Phoebe Payne								
22	Boys	13/u	100m Backstroke	1:13.88	4	3	1:12.67	3	4	1:07.53	2	5	1:06.80	1	6	1:20.47	5	2	1:23.83	6	1
			Reason for no points	Mark Goodes	Finley Ellis		Fabien Brudnicki		Jack Edwards		Ethan Evans		Solomon Willmington								
23	Girls	15/u	100m Butterfly	1:13.18	5	2	1:09.31	3	4	1:06.19	2	5	1:04.42	1	6	1:10.38	4	3	1:21.75	6	1
			Reason for no points	Lauren Browne	Annie Pearson		Mia Leech		Lottie Wynne-Jones		Lucie Peck		Tiann Wong								
24	Boys	15/u	100m Butterfly	1:13.89	6	1	1:02.84	2	5	1:00.34	1	6	1:04.31	3	4	1:04.49	4	3	1:12.51	5	2
			Reason for no points	George Whiteman	Andrew Hall		Myles Robinson-Young		Jamie Hanss		Samuel Rose		Hossam Abdalla								
25	Ladies	Open	100m Backstroke	1:08.35	5	2	1:04.61	1	6	1:04.70	2	5	1:05.28	3	4	1:08.03	4	3	1:17.27	6	1
			Reason for no points	Emma Leslie	Katie Henderson		Rachel Wellings		Grace Spong		Roxanne Uys		Katie Roscoe								
26	Mens	Open	100m Backstroke	1:01.44	4	3	1:05.82	6	1	0:57.83	2	5	0:59.80	3	4	0:57.38	1	6	1:03.62	5	2
			Reason for no points	Matthew Gray	Will Bailey		Jamie Scholes		Matthew Masters		Nathan Wells		Owen Hall								
27	Girls	10/11 Years	50m Breaststroke	0:44.57	5	2	0:43.28	3	4	0:41.22	1	6	0:41.34	2	5	0:43.71	4	3	0:45.29	6	1
			Reason for no points	Millie Pearce	Sophia Fidler		Ruby Blakeley		Aoife Galbraith		Kacie Cooper		Evie Wright								
28	Boys	10/11 Years	50m Breaststroke	0:50.25	6	1	0:41.80	2	5	0:40.96	1	6	0:45.09	4	3	0:42.62	3	4	0:46.94	5	2
			Reason for no points	Mark Krolik	Lucas Ellis		Josh Martin		Veer Kassin		Kyle Ostil		Jack Lea								
29	Girls	13/u	100m Butterfly	1:12.96	4	3	1:12.39	3	4	1:08.14	1	6	1:18.67	6	1	1:12.08	2	5	1:14.31	5	2
			Reason for no points	Jessica Shaw	Emma Erskine		Brenna Howell		Holly Showler		Astrid Hubbard		Chloe Bradley								
30	Boys	13/u	100m Butterfly	1:13.85	5	2	1:12.39	4	3	1:03.29	1	6	1:11.44	3	4	1:09.16	2	5	1:26.59	6	1
			Reason for no points	George Whiteman	Henry Pawson		Connor Walker		Harry Wynne-Jones		Robert Addis		Max Marritt								
31	Girls	15/u	100m Freestyle	1:02.79	5	2	1:01.31	2	5	0:59.44	1	6	1:01.75	3	4	1:02.67	4	3	1:07.83	6	1
			Reason for no points	Eve Wright	Annie Pearson		Kenzie Whyatt		Lottie Wynne-Jones		Lara-Grace Mount		Katie Roscoe								
32	Boys	15/u	100m Freestyle	1:00.78	5	2	0:57.42	2	5	0:54.56	1	6	0:57.43	3	4	1:02.17	6	1	0:59.96	4	3
			Reason for no points	Matthew Newson	Andrew Hall		Myles Robinson-Young		Jamie Hanss		Alfie Randall		Hossam Abdalla								
33	Ladies	Open	100m Breaststroke	1:18.23	4	3	1:18.74	5	2	1:11.30	1	6	1:13.29	2	5	1:13.60	3	4	1:39.47	6	1
			Reason for no points	Lauren Harrison	Amy Konowalik		Rebecca Burton		Aiyana Lawson		Molly Lee		Gabrielle Spencer								
34	Mens	Open	100m Breaststroke	1:12.65	4	3	1:12.79	5	2	1:07.26	1	6	1:10.53	3	4	1:08.75	2	5	1:18.96	6	1
			Reason for no points	Matthew Gray	Luke Margetson		Tom Wiggins		Miles Drabwell		Alex Florance		George Pinder								
35	Girls	10/11 Years	50m Freestyle	0:34.50	5	2	0:33.52	4	3	0:31.37	1	6	0:32.56	2	5	0:32.72	3	4	0:37.61	6	1
			Reason for no points	Ella Normington	Heaven Harris-Burton		Ruby Blakeley		Aoife Galbraith		Leah Bushell		Holly Giles								

NASL.2017.V2			National Arena Swimming League																			
  			LEAGUE			DIVISION <b>1</b>			ROUND			GALA NUMBER <b>2</b>										
VENUE			Date			License			00/01/1900													
LANE 1		LANE 2		LANE 3		LANE 4		LANE 5		LANE 6												
City of Peterborough B		Notts Leander A		City of Peterborough A		City of Milton Keynes		West Norfolk		Louth												
PLACE <b>5</b>		PLACE <b>3</b>		PLACE <b>1</b>		PLACE <b>2</b>		PLACE <b>4</b>		PLACE <b>6</b>												
POINTS <b>130</b>		POINTS <b>191</b>		POINTS <b>278</b>		POINTS <b>197</b>		POINTS <b>182</b>		POINTS <b>69</b>												
DEFAULT POINTS TOTALS		DGS, TIES ETC WILL CHANGE THESE FIGURES																				
6 LANE 1050		OVERALL POINTS TOTAL																				
5 LANE 750		<b>1047</b>																				
36	Boys	10/11 Years	50m Freestyle		0:35.20	6	1	0:33.16	2	5	0:32.51	1	6	0:34.12	4	3	0:34.79	5	2	0:33.61	3	4
			Reason for no points		Panche Gurev-Markovachev		Augustus Sefcik		Safford Hewitt-White		Ryan Ghoulia		Daniel Grimmer		Jack Lea							
37	Girls	13/u	100m Freestyle		1:03.02	2	5	1:07.67	6	1	1:02.30	1	6	1:06.48	5	2	1:05.83	3	4	1:06.37	4	3
			Reason for no points		Kiara Kovacs		Ziyenne Shanker		Harriet Salisbury		Abbie Kremer		Leah Wightman		Isobel Leggate							
38	Boys	13/u	100m Freestyle		1:06.44	5	2	1:05.44	4	3	0:59.70	1	6	1:01.33	3	4	1:01.01	2	5	1:12.28	6	1
			Reason for no points		George Whiteman		Connor Byron		Connor Walker		Rafe Dobson		Robert Addis		Max Marritt							
39	Girls	15/u	100m Breaststroke		1:21.49	3	4	1:21.64	4	3	1:13.53	1	6	1:23.90	5	2	1:21.47	2	5	1:32.28	6	1
			Reason for no points		Sophie Griffin		Faraday Saxton		Amelia Monaghan		Edith Patey		Rosie Muspratt		Laura Jeanes							
40	Boys	15/u	100m Breaststroke		1:29.89	6	1	1:17.24	4	3	1:11.06	2	5	1:10.74	1	6	1:11.75	3	4	1:17.99	5	2
			Reason for no points		Jack Brown		Johnathon Lambert		Herbie Kinder		Joshua Press		Freddie Laws		Thomas Scott							
41	Ladies	Open	100m Freestyle		1:00.90	3	4	1:00.95	4	3	1:00.04	1	6	1:00.29	2	5	1:02.27	5	2	1:09.43	6	1
			Reason for no points		Poppy Richardson		Annie Pearson		Rachel Wellings		Grace Spong		Bryony Pack		Eloise Burke							
42	Mens	Open	100m Freestyle		0:55.60	5	2	0:54.59	4	3	0:53.49	3	4	0:53.31	2	5	0:52.51	1	6	1:01.51	6	1
			Reason for no points		Yasir Niami		Chris Lambert		Jamie Scholes		Marcus Johnson		Nathan Wells		Hossam Abdalla							
43	Girls	9 /11 Years	4 x 50m Medley Relay		2:46.93	5	2	2:30.15	2	5	2:29.32	1	6	2:36.96	4	3	2:36.36	3	4	2:47.65	6	1
			Reason for no points																			
44	Boys	9 /11 Years	4 x 50m Medley Relay		2:50.41	5	2	2:28.80	1	6	2:28.83	2	5	2:46.01	4	3	2:41.61	3	4	2:56.01	6	1
			Reason for no points																			
45	Girls	13/u	4 x 50m Freestyle Relay		1:59.30	2	5	1:59.32	3	4	1:55.05	1	6	2:01.41	4	3	2:04.73	6	1	2:04.64	5	2
			Reason for no points																			
46	Boys	13/u	4 x 50m Freestyle Relay		2:05.71	5	2	2:00.40	3	4	1:55.28	1	6	1:56.65	2	5	2:02.22	4	3	2:11.41	6	1
			Reason for no points																			
47	Girls	15/u	4 x 50m Medley Relay		2:12.34	5	2	2:11.72	4	3	2:04.26	1	6	2:08.12	2	5	2:11.41	3	4	2:29.51	6	1
			Reason for no points																			
48	Boys	15/u	4 x 50m Medley Relay		2:18.90	6	1	2:00.02	3	4	1:55.24	1	6	1:56.36	2	5	2:02.68	4	3	2:17.42	5	2
			Reason for no points																			
49	Ladies	Open	6 x 50m Freestyle Relay		2:52.67	3	4	2:56.05	5	2	2:45.03	1	6	2:45.56	2	5	2:52.77	4	3	3:10.16	6	1
			Reason for no points																			
50	Mens	Open	6 x 50m Freestyle Relay		2:35.35	5	2	2:32.49	3	4	2:28.68	2	5	2:28.06	1	6	2:33.01	4	3	2:50.02	6	1
			Reason for no points																			
<b>TOTALS OF 1st, 2nd &amp; 3rd PLACES PER CLUB</b>			1st	1	1st	4	1st	33	1st	6	1st	6	1st	7	1st	2						
			2nd	5	2nd	12	2nd	12	2nd	14	2nd	7	2nd	16	2nd	11						
			3rd	5	3rd	15	3rd	5	3rd	11	3rd	12	3rd	12	3rd	2						
			4th	9	4th	11	4th		4th	12	4th	16	4th	16	4th	2						
			5th	22	5th	6	5th		5th	5	5th	6	5th	6	5th	11						
			6th	8	6th	2	6th		6th	1	6th	3	6th	3	6th	33						
			City of Peterborough B		Notts Leander A		City of Peterborough A		City of Milton Keynes		West Norfolk		Louth									
POINTS AT EVENT 10			26		37		56		40		38		11									
POINTS AT EVENT 18			50		71		97		69		68		20									
POINTS AT EVENT 26			71		105		139		100		95		33									
POINTS AT EVENT 34			89		135		187		130		125		45									
POINTS AT EVENT 42			110		159		232		162		157		59									