




NASL.2016			National Arena Swimming League															
  			LEAGUE				DIVISION				ROUND				GALA NUMBER			
			VENUE				Date				License		00/01/1900					
DEFAULT POINTS TOTALS			DGS, TIES ETC WILL CHANGE THESE FIGURES			LANE Loughborough		LANE Wellingborough		LANE Lowestoft & Oulton Road		LANE St Ives		LANE Wisbech		LANE No Team		
6 LANE 1050			OVERALL POINTS TOTAL			PLACE		PLACE 3		PLACE 2		PLACE 1		PLACE 4		PLACE		
5 LANE 750			897			POINTS		POINTS 221		POINTS 226		POINTS 251		POINTS 199		POINTS		
EVENTS			TIME	PLACE	POINTS	TIME	PLACE	POINTS	TIME	PLACE	POINTS	TIME	PLACE	POINTS	TIME	PLACE	POINTS	
1	Ladies	Open	Individual Medley	0:00.00		1:11.89	2	5	1:12.49	3	4	1:11.05	1	6	1:16.24	4	3	0:00.00
			Reason for no points															
			Caitlin Kelley			Lily Charlesworth			Cathryn Thomson			Lucy Ryan						
2	Mens	Open	Individual Medley	0:00.00		1:01.36	1	6	1:11.27	4	3	1:07.28	2	5	1:09.45	3	4	0:00.00
			Reason for no points															
			Aaron Flynn			Sonny Ling			Michael Lardner			Jacob Rhodes						
3	Girls	9 /11 Years	4 x 50m Freestyle Relay	0:00.00		2:32.65	4	3	2:21.18	1	6	2:24.44	2	5	2:32.05	3	4	0:00.00
			Reason for no points															
4	Boys	9 /11 Years	4 x 50m Freestyle Relay	0:00.00		2:22.24	2	5	2:22.59	4	3	2:22.58	3	4	2:22.18	1	6	0:00.00
			Reason for no points															
5	Girls	13/u	4 x 50m Medley Relay	0:00.00		2:26.22	3	4	2:15.38	1	6	2:17.65	2	5	2:32.04	4	3	0:00.00
			Reason for no points															
6	Boys	13/u	4 x 50m Medley Relay	0:00.00		2:15.95	1	6	2:20.55	3	4	2:20.03	2	5	2:22.72	4	3	0:00.00
			Reason for no points															
7	Girls	15/u	4 x 50m Freestyle Relay	0:00.00		2:03.65	3	4	2:03.19	2	5	2:01.27	1	6	2:06.80	4	3	0:00.00
			Reason for no points															
8	Boys	15/u	4 x 50m Freestyle Relay	0:00.00		1:50.16	1	6	1:55.80	3	4	1:54.75	2	5	2:02.83	4	3	0:00.00
			Reason for no points															
9	Ladies	Open	4 x 50m Medley Relay	0:00.00		2:19.23	4	3	2:14.27	2	5	2:09.95	1	6	2:18.16	3	4	0:00.00
			Reason for no points															
10	Mens	Open	4 x 50m Medley Relay	0:00.00		1:55.88	2	5	2:03.78	3	4	1:52.89	1	6	2:04.16	4	3	0:00.00
			Reason for no points															
11	Girls	10/11 Years	50m Backstroke	0:00.00		0:46.05	4	3	0:40.24	2	5	0:43.29	3	4	0:38.26	1	6	0:00.00
			Reason for no points															
			Amelia Longergan			Kiera Turner			Amelia Dunn			Esme Gilbert						
12	Boys	10/11 Years	50m Backstroke	0:00.00		0:42.71	3	4	0:48.54	4	3	0:39.05	1	6	0:39.78	2	5	0:00.00
			Reason for no points															
			Thomas James			Charlie McKinnon			Janos Kadar			Joe Whittaker						
13	Girls	13/U	100m Breaststroke	0:00.00		1:35.59	4	3	1:24.95	1	6	1:29.30	2	5	1:33.32	3	4	0:00.00
			Reason for no points															
			Amiee King			Kiara Jessop			Ciara Taylor			Molly Hewitt						
14	Boys	13/U	100m Breaststroke	0:00.00		1:25.52	4	3	1:22.14	2	5	1:16.75	1	6	1:23.34	3	4	0:00.00
			Reason for no points															
			Ben Bayes			Harry Swann			James Quinn			Joe Tierney						
15	Girls	15/U	100m Backstroke	0:00.00		1:17.35	3	4	1:16.26	1	6	1:16.44	2	5	1:17.36	4	3	0:00.00
			Reason for no points															
			Lilly Mills			Katie Howlett			Ciera Norman			Mary O'Neill						
16	Boys	15/U	100m Backstroke	0:00.00		1:12.13	1	6	1:24.74	4	3	1:13.20	2	5	1:13.98	3	4	0:00.00
			Reason for no points															
			Marcus King			Harrison Holmes			Harper Jackson			Sam Smith						
17	Ladies	Open	100m Butterfly	0:00.00		1:16.06	4	3	1:14.47	3	4	1:12.32	1	6	1:12.33	2	5	0:00.00
			Reason for no points															
			Freya Batkin			Lily Charlesworth			Amy Coleman			Ellen Williams						
18	Mens	Open	100m Butterfly	0:00.00		1:01.04	1	6	1:15.43	4	3	1:03.52	2	5	1:05.21	3	4	0:00.00
			Reason for no points															
			Aaron Flynn			Sonny Ling			Thomas Davis			Jacob Rhodes						
19	Girls	10/11 Years	50m Butterfly	0:00.00		0:40.19	3	4	0:36.81	1	6	0:38.10	2	5	0:44.21	4	3	0:00.00
			Reason for no points															
			Emilia Cieszczyk			Ellie Burwood			Olivia Smith			Esme Gilbert						

NASL.2016				National Arena Swimming League													
  				LEAGUE			DIVISION			ROUND			GALA NUMBER				
VENUE				Date			License			00/01/1900							
LANE Loughborough		LANE Wellingborough		LANE Lowestoft & Oulton Broad		LANE St Ives		LANE Wisbech		LANE No Team							
PLACE		PLACE 3		PLACE 2		PLACE 1		PLACE 4		PLACE							
POINTS		POINTS 221		POINTS 226		POINTS 251		POINTS 199		POINTS							
DEFAULT POINTS TOTALS		DGS, TIES ETC WILL CHANGE THESE FIGURES															
6 LANE 1050		OVERALL POINTS TOTAL															
5 LANE 750		897															
20	Boys	10/11 Years	50m Butterfly	0:00.00	0:39.58	1	6	0:45.63	4	3	0:41.55	3	4	0:40.59	2	5	0:00.00
Reason for no points				Boris Pateman		Conor Fitzgerald		Daniel Moyses		Harry Smith							
21	Girls	13/u	100m Backstroke	0:00.00	1:27.68	4	3	1:11.52	1	6	1:20.08	2	5	1:21.09	3	4	0:00.00
Reason for no points				Jess Lines		Imogen Block		Georgia Spencer		Louisa Rowell							
22	Boys	13/u	100m Backstroke	0:00.00	1:19.19	3	4	1:12.47	1	6	1:22.26	4	3	1:14.85	2	5	0:00.00
Reason for no points				Ozzie Mills		Joseph McGillivray		Tom Lucas		Sam Smith							
23	Girls	15/u	100m Butterfly	0:00.00	1:16.69	2	5	1:25.30	4	3	1:15.36	1	6	1:19.03	3	4	0:00.00
Reason for no points				Caitlin Kelley		Naomi Boots		Bethan Endicott		Beth Dennis							
24	Boys	15/u	100m Butterfly	0:00.00	1:02.25	1	6	1:09.32	3	4	1:08.20	2	5	1:25.17	4	3	0:00.00
Reason for no points				Luke Phillips		Harry Garner		Evan Taylor		Charlie Bourne							
25	Ladies	Open	100m Backstroke	0:00.00	1:15.39	2	5	1:16.72	3	4	1:09.19	1	6	1:16.92	4	3	0:00.00
Reason for no points				Hannah Brown		Emily Walker		Francesca Crocker		Mary O'Neill							
26	Mens	Open	100m Backstroke	0:00.00	1:05.25	3	4	1:04.49	1	6	1:04.50	2	5	1:09.34	4	3	0:00.00
Reason for no points				Harry Andrew		James Boots		Michael Lardner		Carl Purvey							
27	Girls	10/11 Years	50m Breaststroke	0:00.00	0:48.43	2	5	0:50.89	4	3	0:43.62	1	6	0:49.84	3	4	0:00.00
Reason for no points				Jessie Trasler		Katie Catchpole		Olivia Smith		Olivia Rowell							
28	Boys	10/11 Years	50m Breaststroke	0:00.00	0:43.41	2	5	0:41.43	1	6	0:48.97	4	3	0:47.21	3	4	0:00.00
Reason for no points				Jamari Hart		Jacob Aldred		Janos Kadar		Joe Whittaker							
29	Girls	13/u	100m Butterfly	0:00.00	1:14.76	2	5	1:20.03	3	4	1:13.89	1	6	1:24.33	4	3	0:00.00
Reason for no points				Freya Batkin		Olivia Aldred		Bethan Endicott		Molly Hewitt							
30	Boys	13/u	100m Butterfly	0:00.00	1:16.63	3	4	1:11.61	1	6	1:14.41	2	5	1:25.11	4	3	0:00.00
Reason for no points				Kyle Harlick		Brandon Riley		James Quinn		Sam Smith							
31	Girls	15/u	100m Freestyle	0:00.00	1:10.50	4	3	1:06.08	1	6	1:08.55	3	4	1:08.32	2	5	0:00.00
Reason for no points				Isobel Young		Imogen Block		Sophie Turner		Mary O'Neill							
32	Boys	15/u	100m Freestyle	0:00.00	1:04.49	3	4	0:00.00			1:04.33	2	5	1:03.86	1	6	0:00.00
Reason for no points				Callum Taylor		Matt Bessey		Toby Offord		Charlie Bourne							
33	Ladies	Open	100m Breaststroke	0:00.00	1:25.35	4	3	1:19.00	1	6	1:20.82	3	4	1:20.48	2	5	0:00.00
Reason for no points				Sophie Lawson		Katie Lines		Jasmine Dearnley		Lucy Ryan							
34	Mens	Open	100m Breaststroke	0:00.00	1:07.78	2	5	1:27.47	4	3	1:06.64	1	6	1:18.69	3	4	0:00.00
Reason for no points				Aaron Flynn		Harry Swann		Andrew Weatheritt		Will Bell							
35	Girls	10/11 Years	50m Freestyle	0:00.00	0:39.96	4	3	0:34.49	1	6	0:36.48	2	5	0:36.52	3	4	0:00.00
Reason for no points				Winnie Mills		Kiera Turner		Charlotte Dodge		Olivia Rowell							

NASL.2016				National Arena Swimming League																					
  				LEAGUE				DIVISION				ROUND				GALA NUMBER									
VENUE				Date				License				00/01/1900													
DEFAULT POINTS TOTALS				DGS, TIES ETC WILL CHANGE THESE FIGURES				LANE Loughborough		LANE Wellingborough		LANE Lowestoft & Oulton Broad		LANE St Ives		LANE Wisbech		LANE No Team							
6 LANE 1050				OVERALL POINTS TOTAL				PLACE		PLACE 3		PLACE 2		PLACE 1		PLACE 4		PLACE							
5 LANE 750				897				POINTS		POINTS 221		POINTS 226		POINTS 251		POINTS 199		POINTS							
36	Boys	10/11 Years	50m Freestyle	0:00.00			0:35.73	3	4	0:37.42	4	3	0:35.20	2	5	0:34.29	1	6	0:00.00						
Reason for no points				Harry Faulkner				Conor Fitzgerald				Tiernan Stevenson				Harry Smith									
37	Girls	13/u	100m Freestyle	0:00.00			1:07.08	3	4	1:05.67	1	6	1:05.78	2	5	1:09.55	4	3	0:00.00						
Reason for no points				Imogan King				Olivia Aldred				Ciara Taylor				Louisa Rowell									
38	Boys	13/u	100m Freestyle	0:00.00			1:06.04	2	5	1:04.21	1	6	1:11.09	4	3	1:07.68	3	4	0:00.00						
Reason for no points				Sachin Thethy				Jack Pallant				Tom Lucas				Connor Loughlin									
39	Girls	15/u	100m Breaststroke	0:00.00			1:22.49	2	5	1:28.95	3	4	1:29.27	4	3	1:19.22	1	6	0:00.00						
Reason for no points				Emily Burton				Naomi Boots				Isabel Hemingway-Stark				Beth Dennis									
40	Boys	15/u	100m Breaststroke	0:00.00			1:15.84	2	5	1:23.21	4	3	1:14.28	1	6	1:20.57	3	4	0:00.00						
Reason for no points				Harry Andrew				Bailey Rowlands				James Quinn				Alex Gallagher									
41	Ladies	Open	100m Freestyle	0:00.00			1:07.55	4	3	1:04.43	2	5	1:02.41	1	6	1:04.48	3	4	0:00.00						
Reason for no points				Alice Gammon				Katie Lines				Cathryn Thomson				Ellen Williams									
42	Mens	Open	100m Freestyle	0:00.00			0:57.57	2	5	0:56.71	1	6	0:59.87	3	4	1:01.57	4	3	0:00.00						
Reason for no points				Ross Balderson				Sam Every				Thomas Davis				Carl Purvey									
43	Girls	9 /11 Years	4 x 50m Medley Relay	0:00.00			3:00.62	4	3	2:42.11	1	6	2:48.63	2	5	2:59.19	3	4	0:00.00						
Reason for no points																									
44	Boys	9 /11 Years	4 x 50m Medley Relay	0:00.00			2:44.93	1	6	2:51.90	4	3	2:47.89	3	4	2:45.57	2	5	0:00.00						
Reason for no points																									
45	Girls	13/u	4 x 50m Freestyle Relay	0:00.00			2:10.63	3	4	2:04.27	1	6	2:04.84	2	5	2:19.45	4	3	0:00.00						
Reason for no points																									
46	Boys	13/u	4 x 50m Freestyle Relay	0:00.00			2:04.15	1	6	2:06.71	4	3	2:05.54	3	4	2:05.27	2	5	0:00.00						
Reason for no points																									
47	Girls	15/u	4 x 50m Medley Relay	0:00.00			2:20.67	3	4	2:19.77	2	5	2:17.46	1	6	2:26.50	4	3	0:00.00						
Reason for no points																									
48	Boys	15/u	4 x 50m Medley Relay	0:00.00			2:04.77	1	6	2:11.77	3	4	2:06.81	2	5	2:22.61	4	3	0:00.00						
Reason for no points																									
49	Ladies	Open	6 x 50m Freestyle Relay	0:00.00			2:04.95	4	3	1:59.36	2	5	1:57.68	1	6	2:03.96	3	4	0:00.00						
Reason for no points																									
50	Mens	Open	6 x 50m Freestyle Relay	0:00.00			1:44.88	2	5	1:46.70	3	4	1:42.23	1	6	1:53.11	4	3	0:00.00						
Reason for no points																									
TOTALS OF 1st, 2nd & 3rd PLACES PER CLUB				1st			1st	10			1st	18			1st	17			1st	5			1st		
				2nd			2nd	14			2nd	7			2nd	21			2nd	8			2nd		
				3rd			3rd	13			3rd	11			3rd	8			3rd	18			3rd		
				4th			4th	13			4th	13			4th	4			4th	19			4th		
				5th			5th				5th				5th				5th				5th		
				6th			6th				6th				6th				6th				6th		
				Loughborough			Wellingborough			Lowestoft & Oulton Broad			St Ives			Wisbech			No Team						
POINTS AT EVENT 10							47			44			53			36									
POINTS AT EVENT 18							79			79			95			71									
POINTS AT EVENT 26							116			117			134			101									
POINTS AT EVENT 34							150			151			173			135									
POINTS AT EVENT 42							184			190			210			169									